

Snoot!

Awesome
Nasal Cleanser

Important!

- Read all directions before using. Use only as directed.
- Store product at room temperature (40°– 75°F) and out of direct sunlight.
- Keep out of reach of children. Use only with adult supervision.

About Snoot!

Snoot! is a two-part sinus and nasal cleanser that you mix into a spray bottle. You use it to wash out your nose and sinuses.

Upon mixing, a very small amount of sodium chlorite gets acidified, which in combination with the other ingredients, can be very helpful in rinsing mucus and foreign matter (pollen, mold, dust, inhaled microbes, etc.) out of your nose and sinuses. Cinnamal is proven to reduce viral load and replication in the nose sinuses.

Snoot! is a cleanser, not a drug. You can use it several times a day and it does not make you sleepy or interact with any drugs you might otherwise use. Over time, the mixed solution loses its strength. A fresh batch must be made whenever it is older than 7 days. †

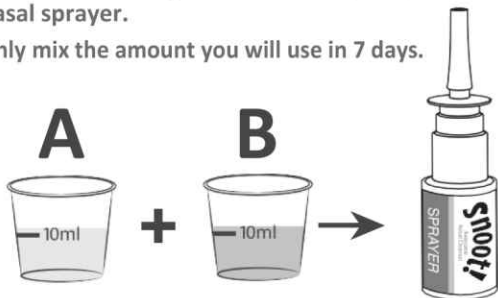
Questions? Call 1-866-611-7724

Detailed instructions: other side of this sheet. For Neti-Pot and Saline use instructions:

please visit www.snootspray.com

Quick Start: Mix equal Parts A and B, and pour into nasal sprayer.

Only mix the amount you will use in 7 days.



Questions? Get Snoot! info at:
support@snootspray.com or www.snootspray.com
1-866-611-7724
Sinox Pharma, Inc.



Snoot! Box Contents:

Two 60 ml Bottles of Solution (A & B), Two Mixing Cups, and One 20 ml Nasal Sprayer. Includes enough solution to fill the nasal sprayer 6 to 12 times, depending on the amount used. Approximately 120 squirts per 20 ml of mixed Snoot.

Snoot! Ingredients:

Purified water, glycerin, lactic acid, sodium carbonate, citric acid, sodium chlorite, wetting agents, cinnamal, sodium hydroxide, glutaral, color FD+C Blue 1; D+C Red 33. Mixture contains chlorine dioxide.

† These statements have not been evaluated by the US Food and Drug Administration. This product is not intended to diagnose, treat, cure, or prevent any disease.

Snoot! Directions


Ages 12 - Adult: Use as needed. Mixed solution should be replaced after 7 days. After 7 days, the remaining solution converts to saline and is fine to use, however there will be no more chlorine dioxide.

Children under 12: Use only under adult supervision and only as directed. Do not apply Snoot! using a vaporizer, nebulizer or aspirator.

Mix Snoot!

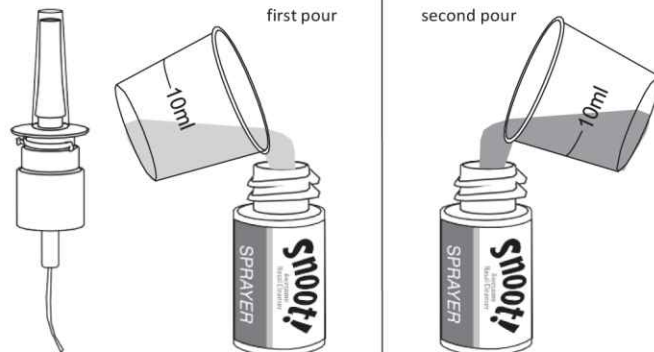
Step 1

Pour equal parts of Part A and Part B into two separate cups. Start with 5 ml of each to gauge usage. Make sure that the two cups have equal amounts in them.



Step 2

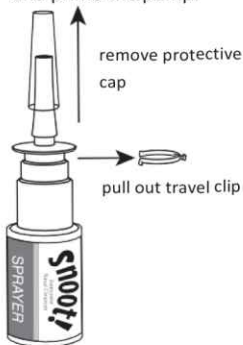
Remove nasal sprayer from bottle. Pour each cup into the bottle. You can do it in any order you want, just don't pour both solutions at the same time.



Use Snoot!

Prepare

Screw the sprayer back on to the bottle, Remove the protective cap, pull out the travel clip and prime the pump.



Squirt!

Insert the tip of the sprayer into each nostril while holding the other nostril closed, and spray 2-4 times while inhaling through your nose.



Drain

Allow your nose to drain (blowing or sniffing both work fine), OR Let remain if desired.



Do It Again!

Repeat the process as needed. Mix fresh solution after 7 days.



Don't forget to visit us on Facebook  