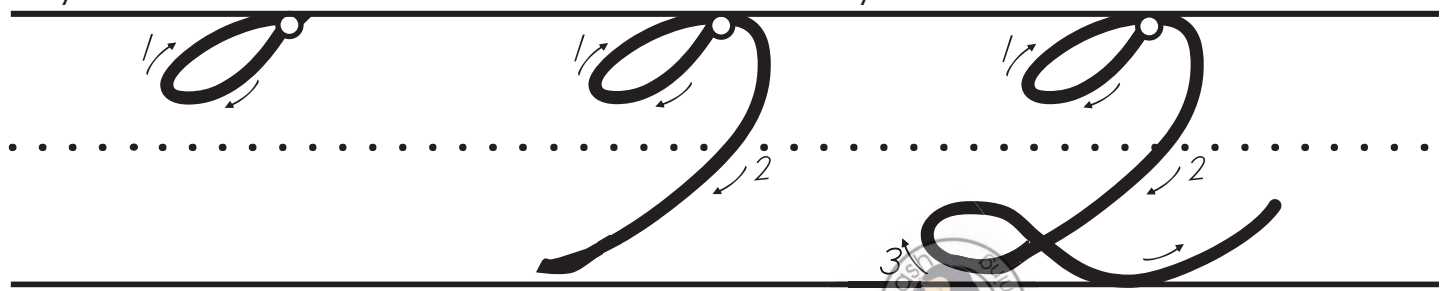


Dash into *Cursive*



Book 2

Finger-trace the letter. Once mastered, use your pencil to trace the letter. Say the words below each time. Then write on your own.




1. Top Loop

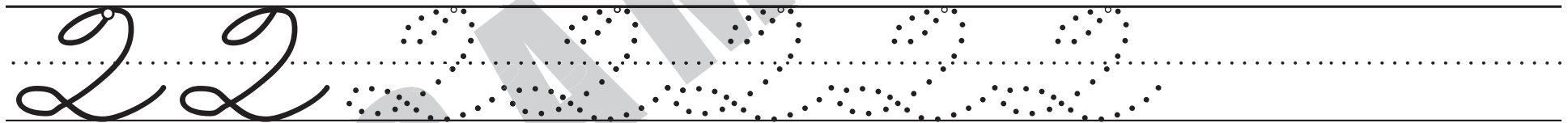
2. Curve Down

3. Loop, Swish

Fill in the letter and say the words that go with each stroke.



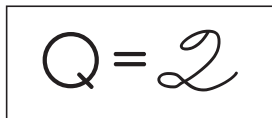
Write the letters. Follow the dotted lines and then write on your own.



Write on your own. Circle your best letter.



2



Give a star when the page is completed!

































Secret Message









Gus the fox has left a secret message! It's in his secret code though. Follow the code and write the correct letters under each picture in cursive.


o	b	s	e	i	l	h	n	p	t	k	d	y
												

Finger-trace the letter. Once mastered, use your pencil to trace the letter. Say the words below each time. Then write on your own.

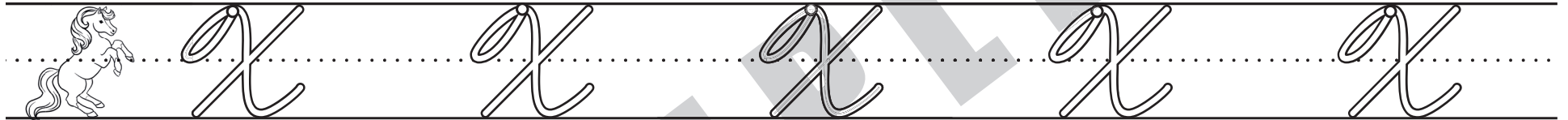


1. Loop Down, Tail


3. Cross



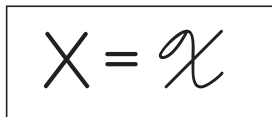
Fill in the letter and say the words that go with each stroke.



Write the letters. Follow the dotted lines and then write on your own.



Write on your own. Circle your best letter.


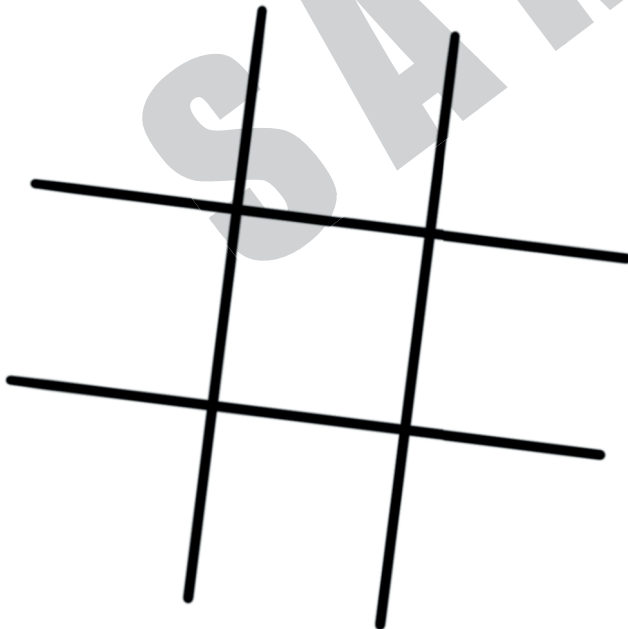
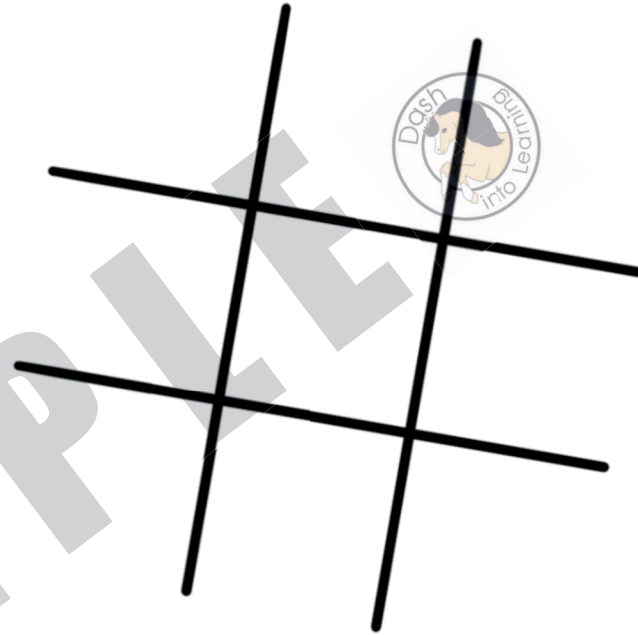
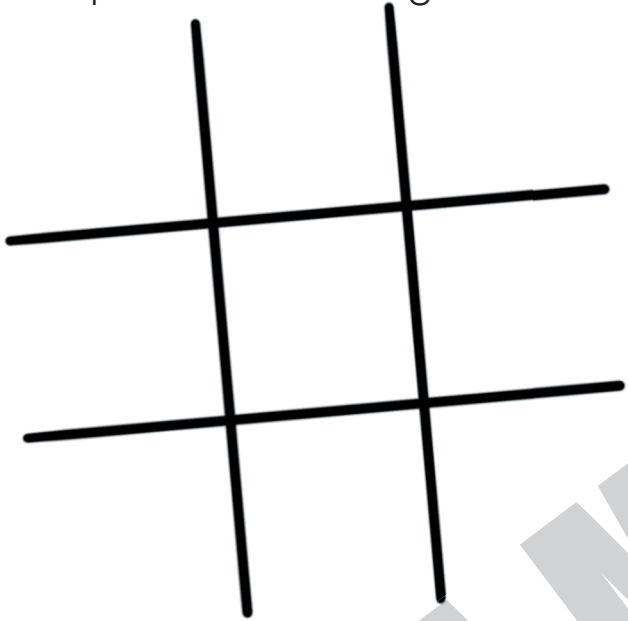


Give a star when the page is completed!



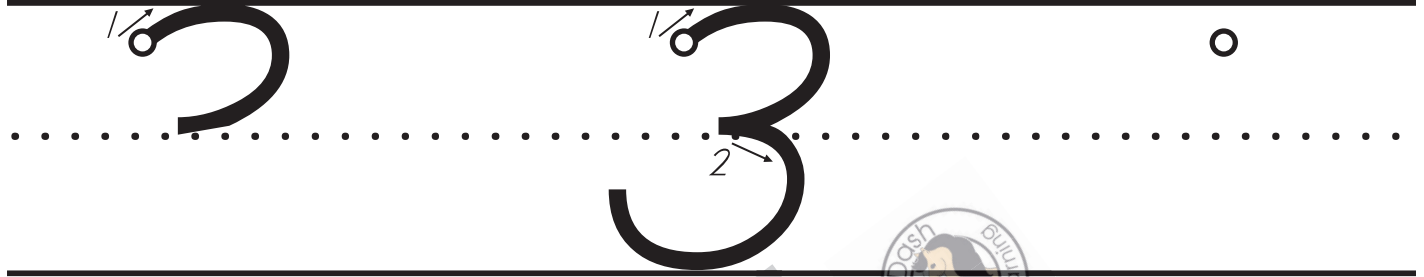
Tic Tac Toe

Play tic tac toe with a friend. One player is *X*'s, the other is *O*'s. Take turns marking an *X* or an *O* in the squares. Whoever gets 3 in a row wins. Remember - Write the *X*'s and *O*'s in cursive!



SAMPLE

Finger-trace the number. Once mastered, use your pencil to trace the number. Say the words below each time. Then write on your own.



1. Curve Away

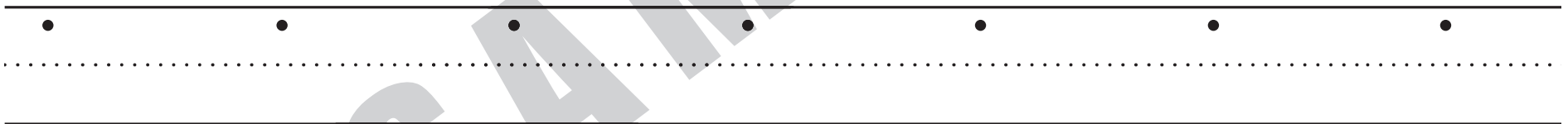
2. Curve Away



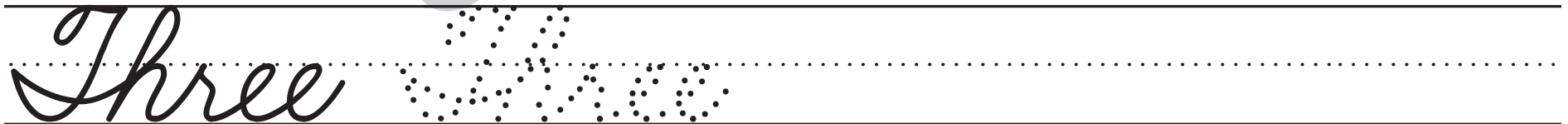
Fill in the number and say the words that go with each stroke.



Start on the dot and write on your own. Circle your best number.



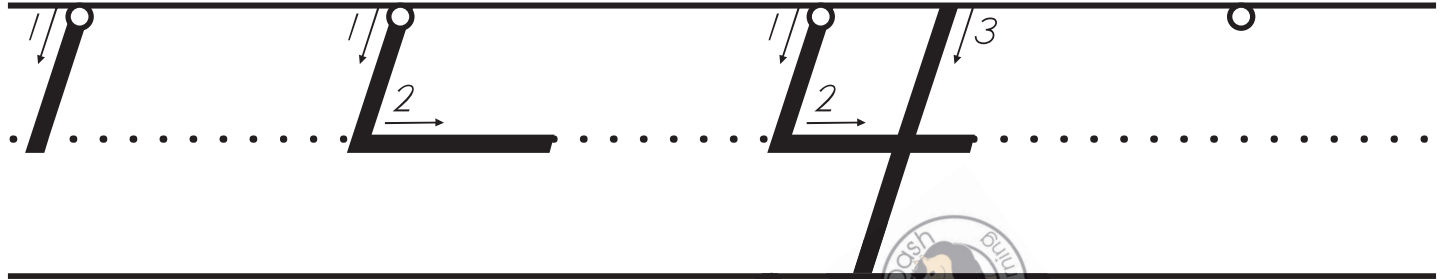
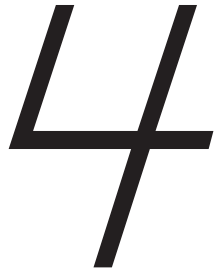
Trace the letter word. Then write the letter word on your own.



Give a star when the page is completed!



Finger-trace the number. Once mastered, use your pencil to trace the number. Say the words below each time. Then write on your own.



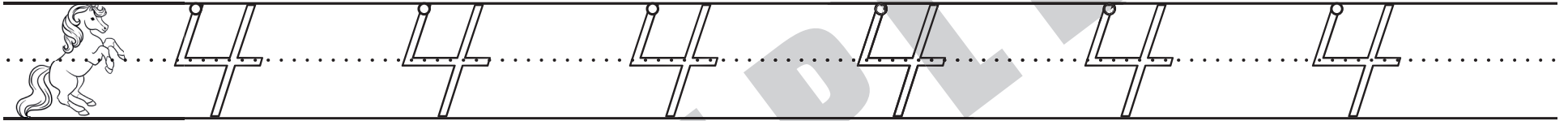
1. Down Brush

2. Across

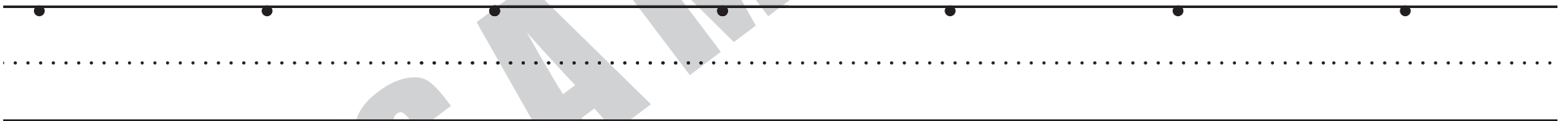
2. Down



Fill in the number and say the words that go with each stroke.



Start on the dot and write on your own. Circle your best number.



Trace the letter word. Then write the letter word on your own.

