


Thank you for purchasing the OS Giken 6-spd close-ratio gear kit for Z33.  
Please read this document carefully before installation.  
Regarding transmission disassembly, please refer to the factory service manual for instructions.

**Pic 1. 4th Main Gear installation**



The 4th main gear has "F" laser marked;  
this indicates front side installation.

**Pic 2. Check Ball Spring of Shift Rod**



Please remove 3x OEM springs indicated by the  
**RED** circles and replace with included **SPRINGS**.

Please remove 1x OEM spring and check ball  
indicated by the **BLUE** circle and replace with  
included **PIN** and **SPRING** (pic 3)


Please pay attention to the **PIN** install direction;  
it should be fitted to the shaft groove. (pic 3-2)

**Pic 3.**




**Pic 3-2.**



**Pic 4. Striking lever modification**

Please shave striking lever by **1mm** as shown in pic 4.

**Pic 5. Counter Shaft Front Bearing**

OEM bearing is NOT compatible.  
Please insert included SPACER first and  
install included BEARING.

**Pic 6.**

Complete Installation view (pic 6).