

Jupiter



Jupiter

ELEGOO

外观



Basic specifications



Hardware Specification

Build Volume: 277.848X156.06x300mm
10.939X6.144X11.811in

Weight: 40kg

Dimensions: 498X358x750mm

Printing Parameter

System: ELE3D-J-V1.0

Operation: 5.0 Inch Capacitive screen

Slicer Software: CHITUBOX (With 12 month free
CHITUBOX Pro license.)

Connectivity: USB

Printing Specification

Technology: LED Display Photocuring

Light Source: UV Integrated Light (wavelength 405nm)

XY Resolution: 0.051mm (5448*3064)


Z Axis Accuracy: 0.00125mm

Layer Thickness: 0.01-0.2mm

Printing Speed: 30-70mm/h

Power Requirements: 100-240v 50/60Hz






The whole body and major components are all made of high-strength metal. For example, the body used sheet metal for high strength; the material is resistant to aging and is not easily scratched. The handles and other components places are made of aluminum alloy shells, making Jupiter more fashionable and lighter.




Big volume + High detail precision



Jupiter used a 12.8" 6K LCD screen, with the higher resolution on the 6k LCD, you can expect an even higher model quality than you normally get on resin printers, as the pixel density will reduce the square edges that can sometimes occur on lower-resolution printers. The high pixel density has been designed to create high-resolution models, while the large size of the masking LCD gives users the ability to print large models, multiple small models, or anything in between.

Ball screw



The Z-axis adopts a high-quality ball screw for smooth and durable operation, and the whole printing process is quiet and silent compared to other printers (within 60dB). We use four sliders design, which can effectively increase Z-axis stability and reduce the phenomenon of Z-axis "nodding" during the printing process. Its high positioning accuracy facilitates ultra-high precision printing. Most importantly, its lifespan is longer than the ordinary screw.



5-inch capacitive touch screen



The 5.0" capacitive screen makes Jupiter easy to view and touch. The UI interface designed for capacitive and straightforward screen operation does not delay or freeze, with various language supports, bringing a brand new user experience.



Automatic resin feeding



That's right! We are building automatic resin tank feeding into Jupiter! The well-designed automatic resin tank feeding inlet provides a resin backup whenever needed during the length of your print. This means you don't have to worry about running out of resin mid-print! Our technology will automatically supply resin when the resin gets too low.




Built-in LED lighting




The touch screen controls the lighting switch, the diffused light source ensures uniform and soft light, eliminates dark areas, is closer to nature, and cares for your eyes. The lighting uses LED patches, which have a long service life.

User-friendly Design



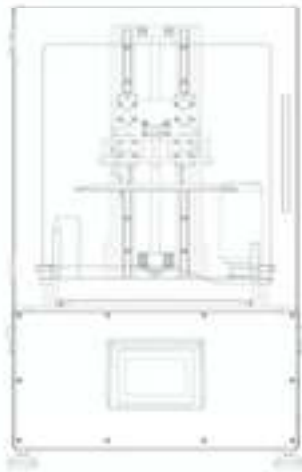
The Jupiter is a large printer and our engineers have added handles on both sides of Jupiter's shell to make it easier and safer to move. We have additionally added handles to the resin tank and doors to make the operation of this printer a breeze. The build plate uses a quick turning lock to fix it in place instead of screws used by other Elegoo Resin 3D Printers allowing for easier use.

Built-in mini air purifier



Jupiter can be equipped with a mini air purifier, activated carbon can absorb and filter the irritant resin odor before they are ventilated throughout the cooling fan at a super adsorption rate, which gives you a fresh and safe user experience.

Package List



Jupiter 3D Printer



Air purifier



FEP2.0*2



Resin Tank



Build Platform



U Disk



Mask



Gloves



Scraper



Funnel



User Manual



Backup Screws



Adapter



Automatic Feeding
Bottle Cap*5



Tool Kits

ELEGOO

THANKS