

# How to resize your pattern

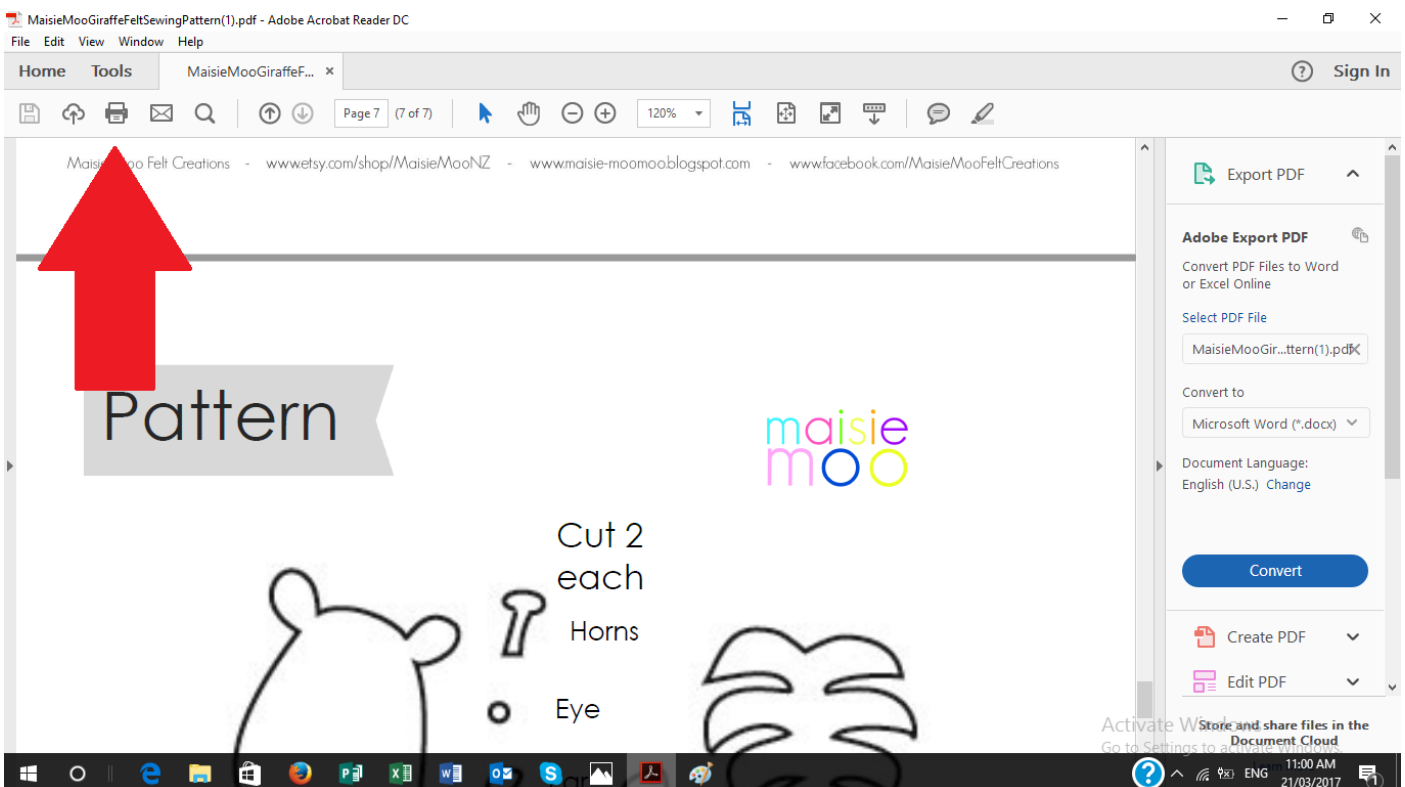
Not happy with the size of your Maisie Moo pattern? You might like your giraffe a little smaller to use as a key ring... or maybe a larger elephant to use as a pillow toy on a bed.

What ever the reason, then this 'how to' guide will show you how you can reduce or enlarge the pattern at the printing stage.

Firstly open your pattern. This guide is for Adobe Acrobat Reader which is available free to download online. [www.get.adobe.com/reader](http://www.get.adobe.com/reader)

Scroll down through the information and all the instructions to the last page, so that the actual pattern is on your screen.

Press the '**Print**' button as shown below.

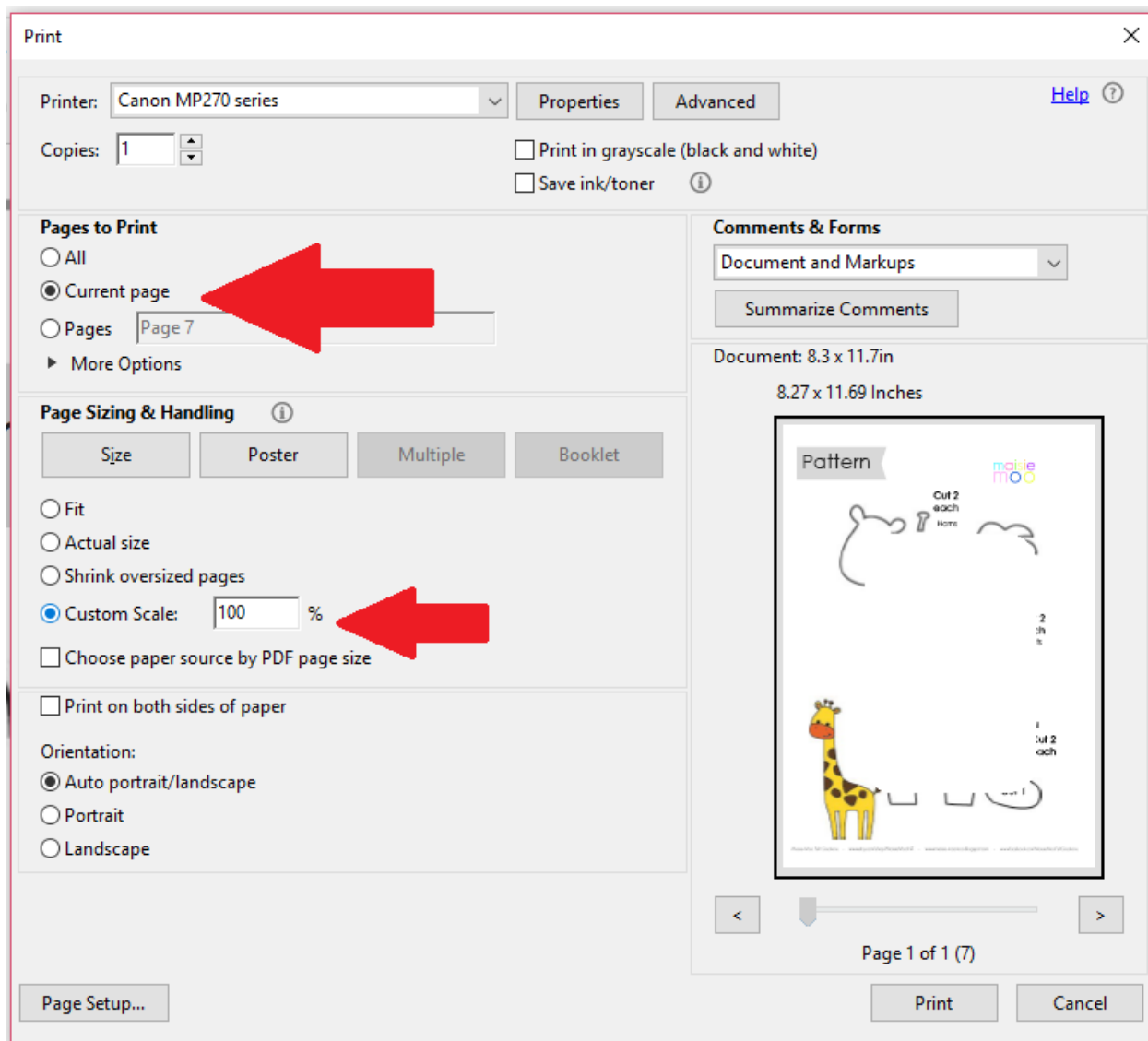


# Smaller

You will now see the Print box.

Select '**Current Page**' - this will then show the pattern you want to resize in the document preview pane.

Select '**Custom Scale**' - you will see there is a percentage here. The original pattern is 100% so to resize change this lower for a smaller pattern. (see next page for increasing size)



Smaller is pretty straight forward because it will print on the same size paper as the original pattern. This means you will only have to change the percentage to what suits and then print.

Tip! - When you have changed the %, before printing, click on the preview pane and it will show you the resized pattern in relation to the page. This means you can have a play until you are happy to print.

# Bigger

Bigger can be a little trickier because the pattern will no longer fit on the letter/A4 sized paper. This means you will have to print it over 2, 3 or even 4 pieces of paper and then stick those pages together before cutting out.

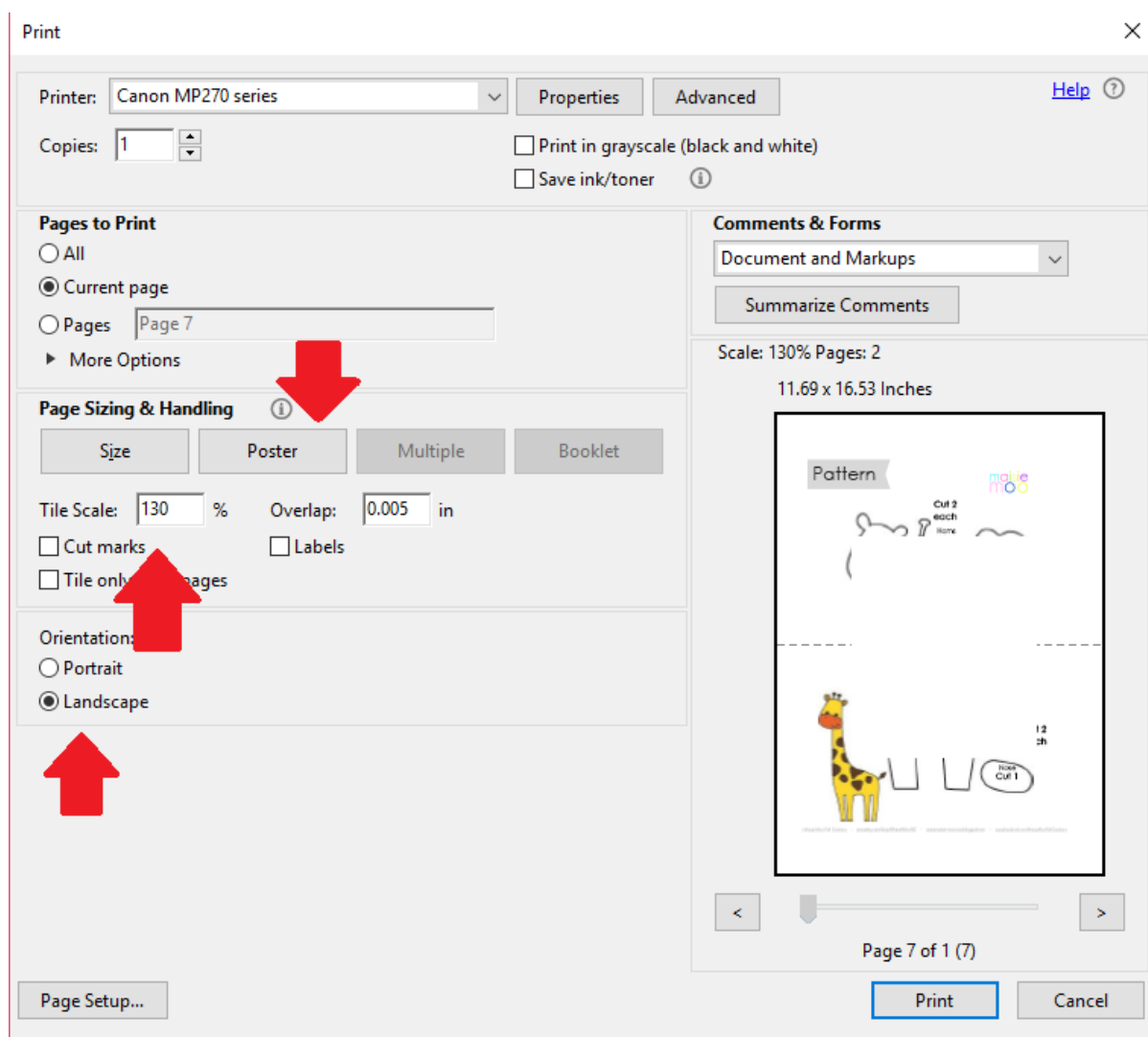
Start by ensuring **'Current Page'** is selected

Next select the **'Poster'** button

Choose **'Landscape'** for your paper orientation

Then choose your size in the **'Tile Scale'** - remember to click on the preview pane to see how it looks.

You will see below 130% will print over two pages



You should be all ready to print off your pattern and get sewing. If for some reason you are having difficulties or need extra help, feel free to contact me via messages . Thanks Ria