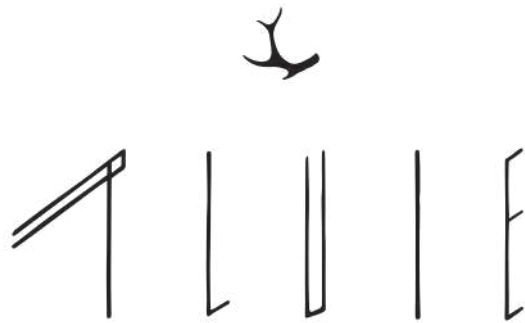


PLUIE RING SIZE CHART



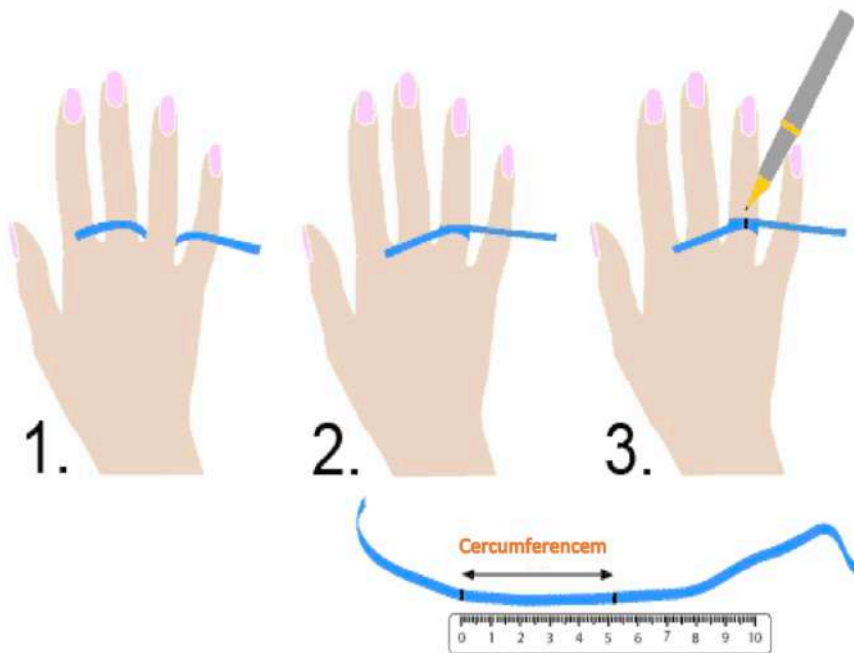
ANTLER 09



SIZE	Diameter (mm)	Circumference (mm)	Width (mm)	Weight (g)			
				GOLD	925 Silver	18K YG	10K YG
SZ -3	11.6	36.6					
SZ -1	12.3	38.7					
SZ 1	13	40.8	6.03	0.60	0.80		
SZ 3	13.7	42.9	6.14	0.60	0.90		
SZ 5	14.4	45	6.33	0.70	1.10		
SZ 7	15	47.1	6.80	1.10	1.10		
SZ 9	15.7	49.2	6.86	1.20	1.40		
SZ 11	16.4	51.3	6.90	1.20	1.40		
SZ 13	17	53.4	7.03	1.20	1.40		
SZ 15	17.7	55.5	7.11	1.20	1.40		
SZ 17	18.4	57.6					
SZ 19	19	59.7					
SZ 21	19.7	61.8					
SZ 23	20.4	63.9					
SZ 25	21	66					

* Since the product is uniquely hand-finished, the exact width and weight is within reasonable tolerance to the posted data.

How to Measure your Ring Size



1) Wrap a piece of paper around the base of your finger.

2) Mark the paper where it overlaps top form a complete circle.

3) Measure the length of the section of paper where it overlaps around the finger.

4) Compare your measurement with the chart to determine your ring size

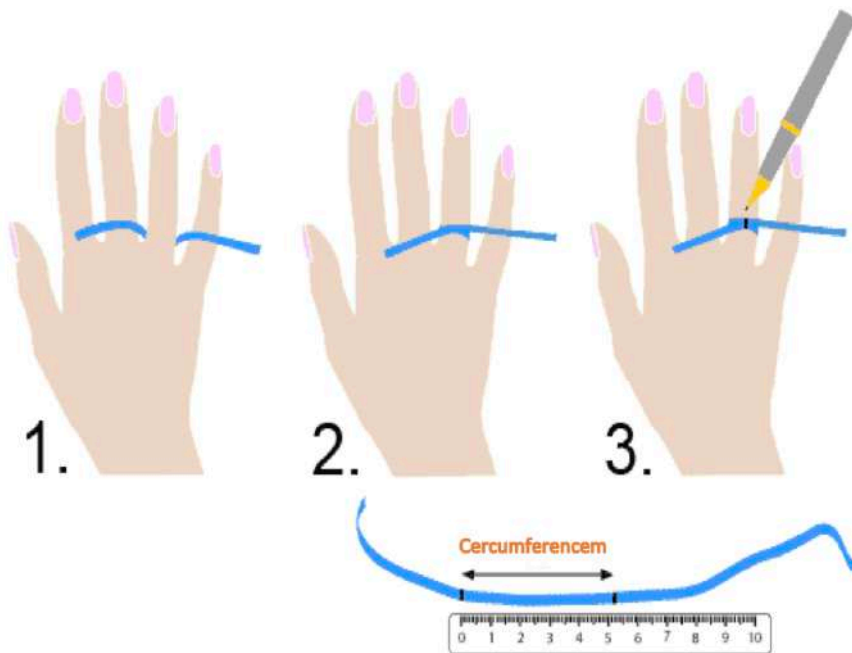
DEBRIS L 09



SIZE	Diameter (mm)	Circumference (mm)	Width (mm)	Weight (g)			
				GOLD	925 Silver	18K YG	10K YG
SZ -3	11.6	36.6					
SZ -1	12.3	38.7					
SZ 1	13	40.8	10.34	2.70	3.10		
SZ 3	13.7	42.9	10.52	2.80	3.20		
SZ 5	14.4	45	10.92	3.80	4.40		
SZ 7	15	47.1	11.61	4.30	4.70		
SZ 9	15.7	49.2	12.61	5.40	6.30		
SZ 11	16.4	51.3	13.20	5.50	9.40		
SZ 13	17	53.4	13.32	5.80	6.70		
SZ 15	17.7	55.5	14.29	6.00	6.90		
SZ 17	18.4	57.6					
SZ 19	19	59.7					
SZ 21	19.7	61.8					
SZ 23	20.4	63.9					
SZ 25	21	66					

* Since the product is uniquely hand-finished, the exact width and weight is within reasonable tolerance to the posted data.

How to Measure your Ring Size



- 1) Wrap a piece of paper around the base of your finger.
- 2) Mark the paper where it overlaps top form a complete circle.
- 3) Measure the length of the section of paper where it overlaps around the finger.
- 4) Compare your measurement with the chart to determine your ring size

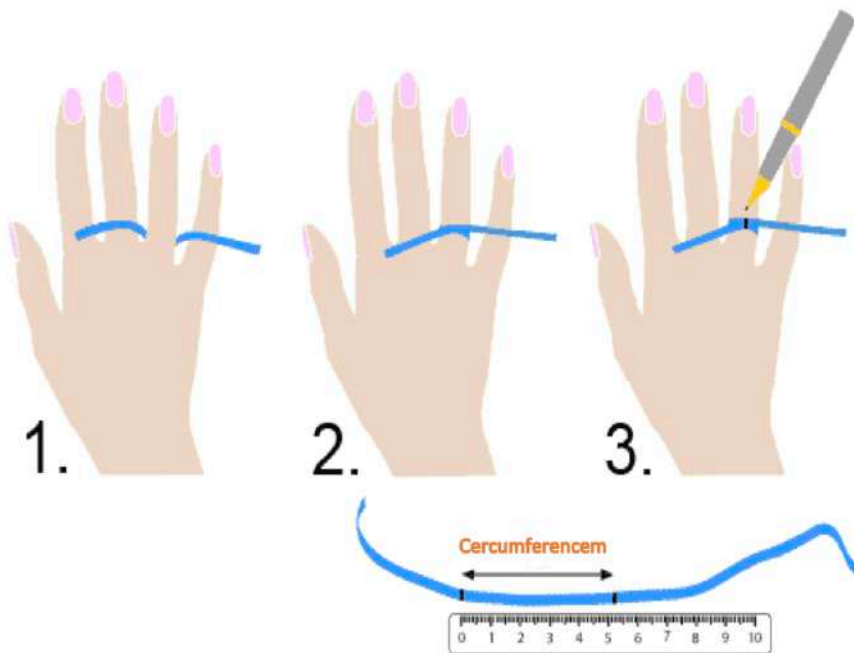
DROPS 09



SIZE	Diameter (mm)	Circumference (mm)	Width (mm)	Weight (g)			
				GOLD	925 Silver	18K YG	10K YG
SZ -3	11.6	36.6					
SZ -1	12.3	38.7					
SZ 1	13	40.8	2.90	0.70	0.70		
SZ 3	13.7	42.9	3.00	0.70	0.90		
SZ 5	14.4	45	3.22	0.80	0.90		
SZ 7	15	47.1	3.24	0.80	0.90		
SZ 9	15.7	49.2	3.33	0.80	1.00		
SZ 11	16.4	51.3	3.40	1.00	1.00		
SZ 13	17	53.4	3.45	1.00	1.10		
SZ 15	17.7	55.5	3.49	1.00	1.10		
SZ 17	18.4	57.6	3.51	1.00	1.10		
SZ 19	19	59.7					
SZ 21	19.7	61.8					
SZ 23	20.4	63.9					
SZ 25	21	66					

* Since the product is uniquely hand-finished, the exact width and weight is within reasonable tolerance to the posted data.

How to Measure your Ring Size



1) Wrap a piece of paper around the base of your finger.

2) Mark the paper where it overlaps top form a complete circle.

3) Measure the length of the section of paper where it overlaps around the finger.

4) Compare your measurement with the chart to determine your ring size

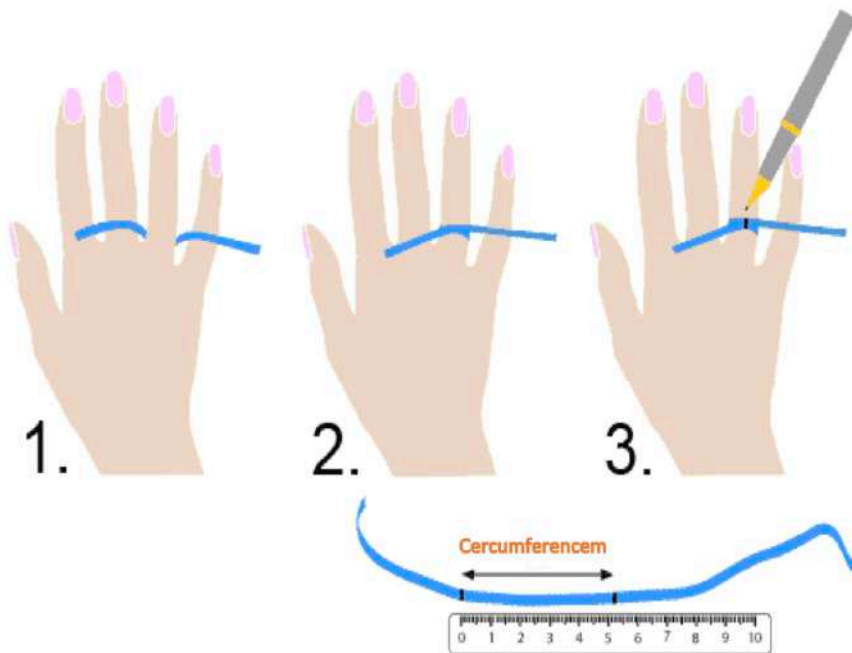
FOG 09



SIZE	Diameter (mm)	Circumference (mm)	Width (mm)	Weight (g)			
				GOLD	925 Silver	18K YG	10K YG
							*Widest pt.
SZ -3	11.6	36.6					
SZ -1	12.3	38.7					
SZ 1	13	40.8	1.29	0.30	0.40		
SZ 3	13.7	42.9	1.60	0.40	0.40		
SZ 5	14.4	45	1.70	0.40	0.50		
SZ 7	15	47.1	1.87	0.50	0.50		
SZ 9	15.7	49.2	1.91	0.50	0.60		
SZ 11	16.4	51.3	1.95	0.50	0.60		
SZ 13	17	53.4	2.01	0.60	0.70		
SZ 15	17.7	55.5	2.13	0.60	0.80		
SZ 17	18.4	57.6					
SZ 19	19	59.7					
SZ 21	19.7	61.8					
SZ 23	20.4	63.9					
SZ 25	21	66					

* Since the product is uniquely hand-finished, the exact width and weight is within reasonable tolerance to the posted data.

How to Measure your Ring Size



1) Wrap a piece of paper around the base of your finger.

2) Mark the paper where it overlaps top form a complete circle.

3) Measure the length of the section of paper where it overlaps around the finger.

4) Compare your measurement with the chart to determine your ring size

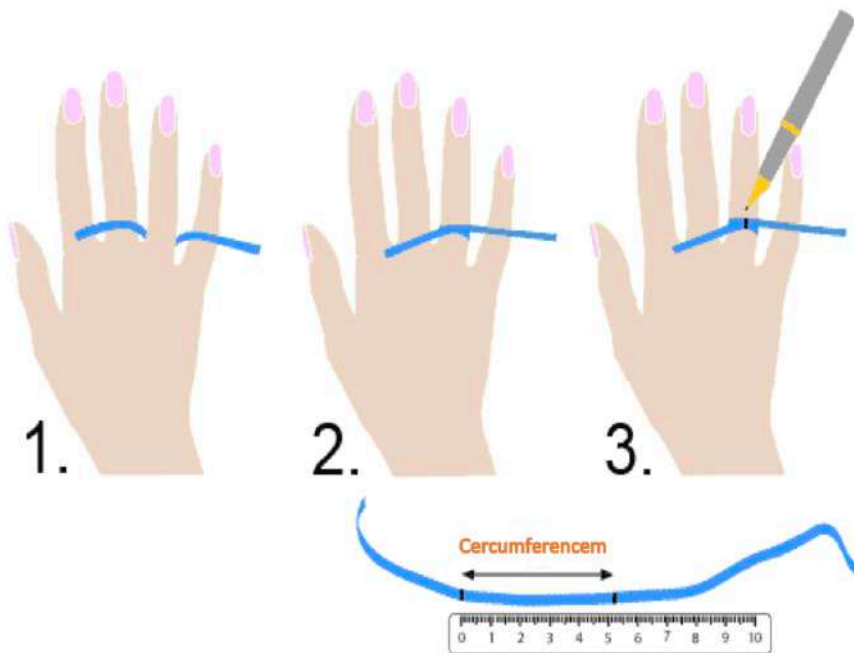
GLACIER 09



SIZE	Diameter (mm)	Circumference (mm)	Width (mm)	Weight (g)			
				GOLD	925 Silver	18K YG	10K YG
SZ -3	11.6	36.6					
SZ -1	12.3	38.7					
SZ 1	13	40.8	3.80	1.20	1.20		
SZ 3	13.7	42.9	4.11	1.20	1.50		
SZ 5	14.4	45	4.35	1.20	1.50		
SZ 7	15	47.1	4.60	1.20	2.60		
SZ 9	15.7	49.2	4.72	1.90	2.60		
SZ 11	16.4	51.3	4.80	2.20	2.60		
SZ 13	17	53.4	4.92	2.20	2.70		
SZ 15	17.7	55.5	5.18	2.20	2.80		
SZ 17	18.4	57.6					
SZ 19	19	59.7					
SZ 21	19.7	61.8					
SZ 23	20.4	63.9					
SZ 25	21	66					

* Since the product is uniquely hand-finished, the exact width and weight is within reasonable tolerance to the posted data.

How to Measure your Ring Size



- 1) Wrap a piece of paper around the base of your finger.
- 2) Mark the paper where it overlaps top form a complete circle.
- 3) Measure the length of the section of paper where it overlaps around the finger.
- 4) Compare your measurement with the chart to determine your ring size

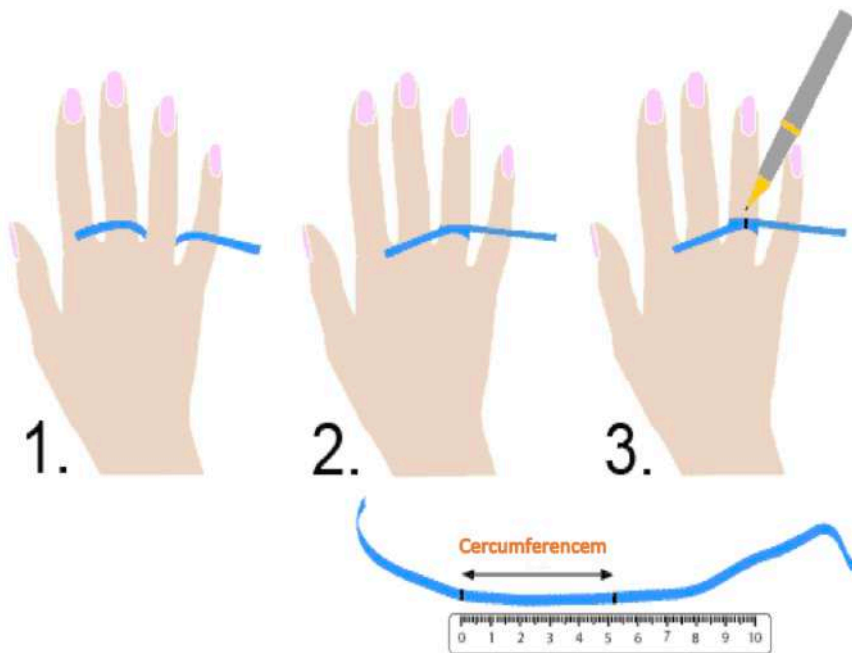
ICICLE 09



SIZE	Diameter (mm)	Circumference (mm)	Width (mm)	Weight (g)			
				GOLD	925 Silver	18K YG	10K YG
SZ -3	11.6	36.6					
SZ -1	12.3	38.7					
SZ 1	13	40.8	7.05	1.20	1.30		
SZ 3	13.7	42.9	7.20	1.20	1.40		
SZ 5	14.4	45	7.25	1.20	1.40		
SZ 7	15	47.1	7.36	1.20	1.40		
SZ 9	15.7	49.2	7.45	1.30	1.50		
SZ 11	16.4	51.3	7.51	1.30	1.50		
SZ 13	17	53.4	7.53	1.30	1.50		
SZ 15	17.7	55.5	7.68	1.30	1.60		
SZ 17	18.4	57.6					
SZ 19	19	59.7					
SZ 21	19.7	61.8					
SZ 23	20.4	63.9					
SZ 25	21	66					

* Since the product is uniquely hand-finished, the exact width and weight is within reasonable tolerance to the posted data.

How to Measure your Ring Size



1) Wrap a piece of paper around the base of your finger.

2) Mark the paper where it overlaps top form a complete circle.

3) Measure the length of the section of paper where it overlaps around the finger.

4) Compare your measurement with the chart to determine your ring size

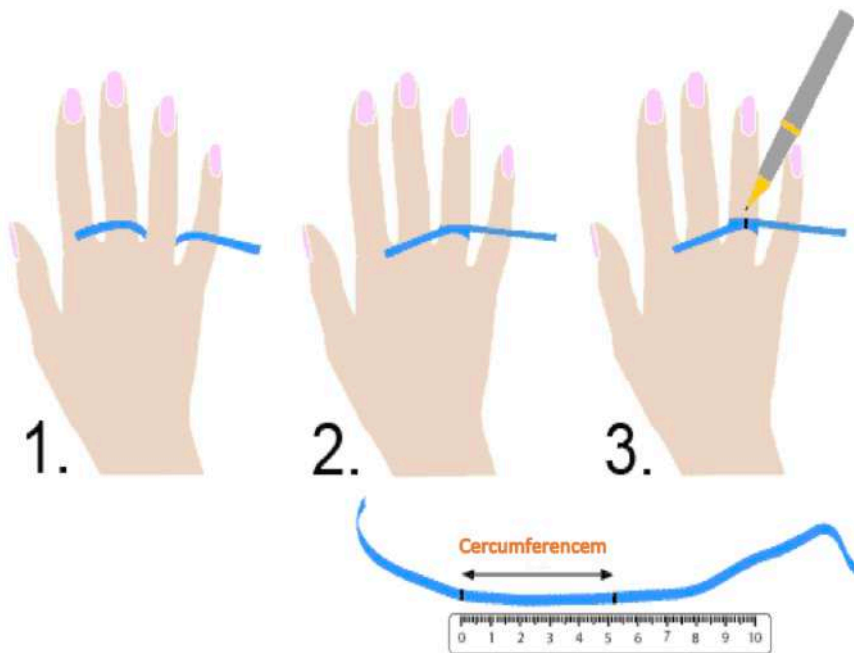
RAIN 09



SIZE	Diameter (mm)	Circumference (mm)	Width (mm)	Weight (g)			
				GOLD	925 Silver	18K YG	10K YG
SZ -3	11.6	36.6					
SZ -1	12.3	38.7					
SZ 1	13	40.8	4.64	2.50	2.80		
SZ 3	13.7	42.9	4.74	2.50	2.80		
SZ 5	14.4	45	4.86	3.10	3.70		
SZ 7	15	47.1	4.90	3.10	3.70		
SZ 9	15.7	49.2	5.06	3.90	4.60		
SZ 11	16.4	51.3	5.16	4.10	4.70		
SZ 13	17	53.4	5.30	4.30	4.80		
SZ 15	17.7	55.5	5.56	5.10	4.90		
SZ 17	18.4	57.6					
SZ 19	19	59.7					
SZ 21	19.7	61.8					
SZ 23	20.4	63.9					
SZ 25	21	66					

* Since the product is uniquely hand-finished, the exact width and weight is within reasonable tolerance to the posted data.

How to Measure your Ring Size



1) Wrap a piece of paper around the base of your finger.

2) Mark the paper where it overlaps top form a complete circle.

3) Measure the length of the section of paper where it overlaps around the finger.

4) Compare your measurement with the chart to determine your ring size

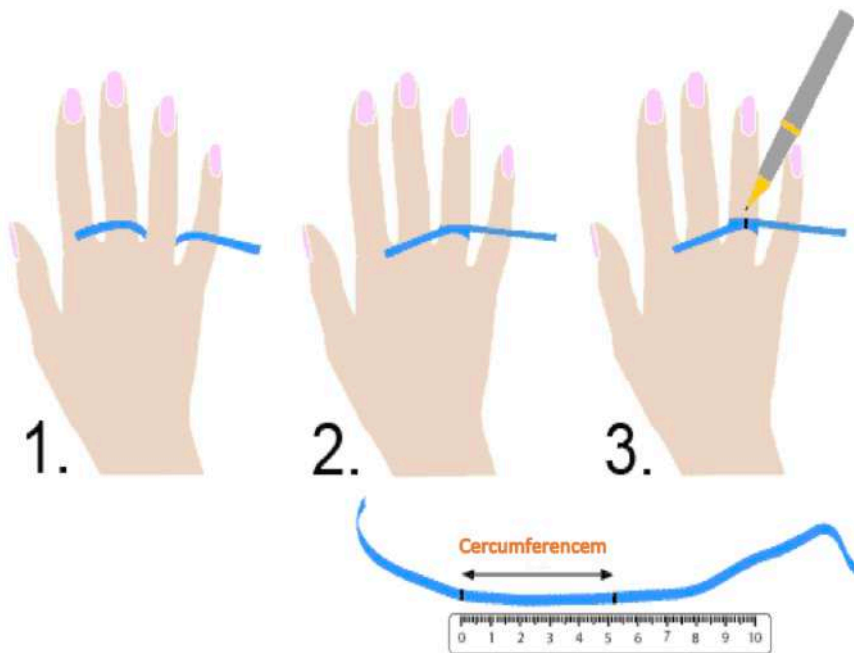
SHELL 09



SIZE	Diameter (mm)	Circumference (mm)	Width (mm)	Weight (g)			
				GOLD	925 Silver	18K YG	10K YG
SZ -3	11.6	36.6					
SZ -1	12.3	38.7					
SZ 1	13	40.8	12.33	3.40	3.90		
SZ 3	13.7	42.9	13.10	3.80	4.60		
SZ 5	14.4	45	15.28	5.30	5.50		
SZ 7	15	47.1	17.12	5.50	7.00		
SZ 9	15.7	49.2	18.52	5.50	7.10		
SZ 11	16.4	51.3	19.65	5.80	7.30		
SZ 13	17	53.4	19.68	5.80	7.40		
SZ 15	17.7	55.5	19.72	5.90	7.60		
SZ 17	18.4	57.6	18.49	6.90	8.50		
SZ 19	19	59.7	18.44	7.00	8.70		
SZ 21	19.7	61.8	18.62	7.10	10.50		
SZ 23	20.4	63.9					
SZ 25	21	66					

* Since the product is uniquely hand-finished, the exact width and weight is within reasonable tolerance to the posted data.

How to Measure your Ring Size



1) Wrap a piece of paper around the base of your finger.

2) Mark the paper where it overlaps top form a complete circle.

3) Measure the length of the section of paper where it overlaps around the finger.

4) Compare your measurement with the chart to determine your ring size

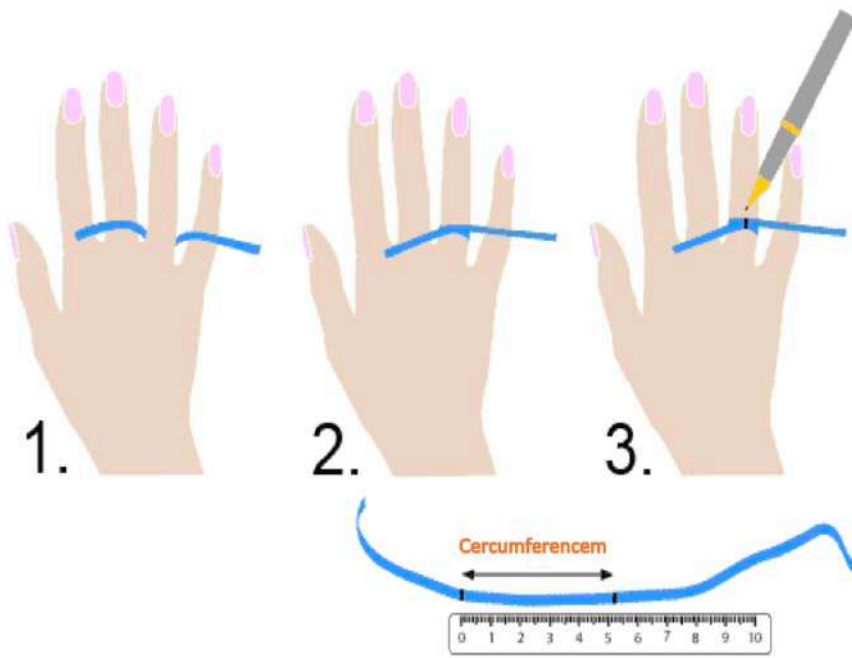
WAVE 09



SIZE	Diameter (mm)	Circumference (mm)	Width (mm)	Weight (g)			
				GOLD	925 Silver	18K YG	10K YG
SZ -3	11.6	36.6					
SZ -1	12.3	38.7					
SZ 1	13	40.8	7.07	1.70	2.20		
SZ 3	13.7	42.9	9.60	1.90	2.20		
SZ 5	14.4	45	10.16	2.10	2.30		
SZ 7	15	47.1	10.20	2.10	2.30		
SZ 9	15.7	49.2	11.59	2.30	2.70		
SZ 11	16.4	51.3	11.80	2.30	2.70		
SZ 13	17	53.4	11.90	3.00	3.50		
SZ 15	17.7	55.5	12.00	3.10	3.50		
SZ 17	18.4	57.6					
SZ 19	19	59.7					
SZ 21	19.7	61.8					
SZ 23	20.4	63.9					
SZ 25	21	66					

* Since the product is uniquely hand-finished, the exact width and weight is within reasonable tolerance to the posted data.

How to Measure your Ring Size



- 1) Wrap a piece of paper around the base of your finger.
- 2) Mark the paper where it overlaps top form a complete circle.
- 3) Measure the length of the section of paper where it overlaps around the finger.
- 4) Compare your measurement with the chart to determine your ring size

LAMINAR

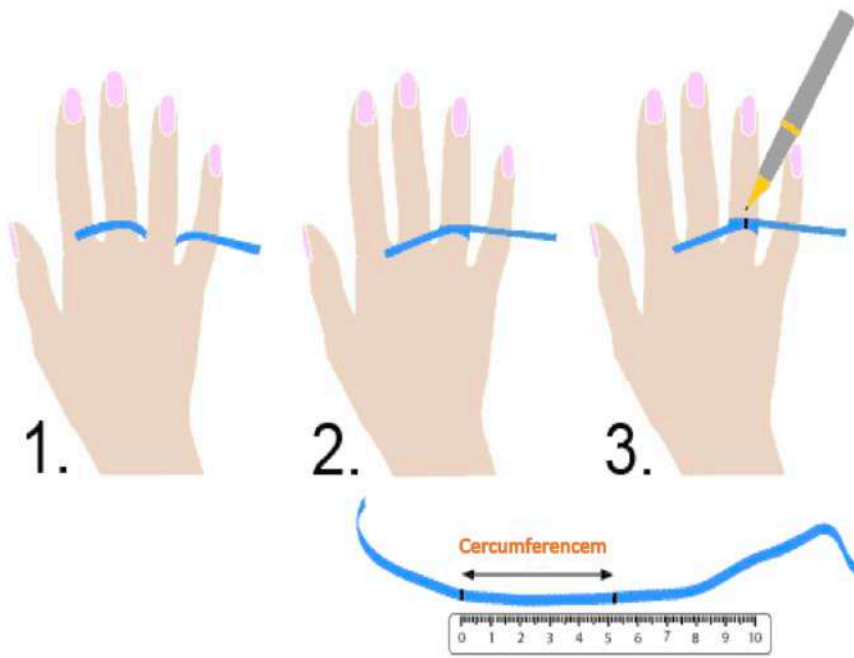


SIZE	Diameter (mm)	Circumference (mm)	Width (mm)	Weight (g)			
				GOLD	925 Silver	18K YG	10K YG
SZ -3	11.6	36.6					
SZ -1	12.3	38.7					
SZ 1	13	40.8	8.54	4.00	4.20		
SZ 3	13.7	42.9	8.60	4.20	4.20		
SZ 5	14.4	45	8.60	4.30	4.30		
SZ 7	15	47.1	8.63	4.50	5.10		
SZ 9	15.7	49.2	8.78	5.40	5.30		
SZ 11	16.4	51.3	8.81	6.00	6.80		
SZ 13	17	53.4	8.92	6.50	7.30		
SZ 15	17.7	55.5	9.18	6.70	7.40		
SZ 17	18.4	57.6	9.18	6.90	7.60		
SZ 19	19	59.7	9.19	7.70	7.80		
SZ 21	19.7	61.8	9.20	7.73	8.80		
SZ 23	20.4	63.9	9.21	7.90	9.00		
SZ 25	21	66					

* Widest pt.

* Since the product is uniquely hand-finished, the exact width and weight is within reasonable tolerance to the posted data.

How to Measure your Ring Size



1) Wrap a piece of paper around the base of your finger.

2) Mark the paper where it overlaps top form a complete circle.

3) Measure the length of the section of paper where it overlaps around the finger.

4) Compare your measurement with the chart to determine your ring size

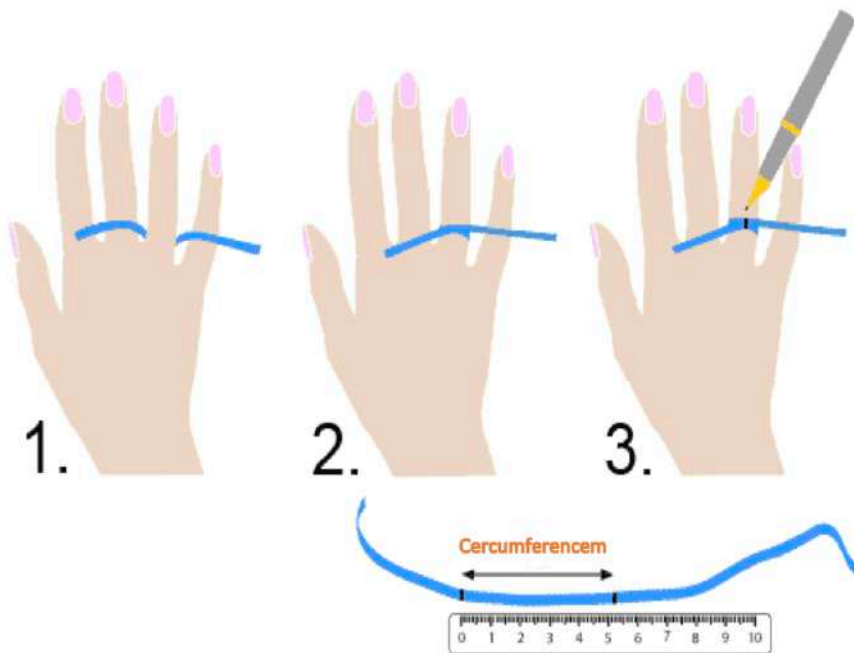
DEBRIS CHAIN



SIZE	Diameter (mm)	Circumference (mm)	Width (mm)	Weight (g)			
				GOLD	925 Silver	18K YG	10K YG
SZ -3	11.6	36.6					
SZ -1	12.3	38.7					
SZ 1	13	40.8	6.35	1.10	1.40		
SZ 3	13.7	42.9	9.91	1.30	1.60		
SZ 5	14.4	45	7.12	1.30	1.90		
SZ 7	15	47.1	7.15	1.40	1.90		
SZ 9	15.7	49.2	7.30	1.60	2.20		
SZ 11	16.4	51.3	7.39	1.60	2.20		
SZ 13	17	53.4	8.03	1.80	2.30		
SZ 15	17.7	55.5	8.26	1.80	2.30		
SZ 17	18.4	57.6	8.32	1.90	2.40		
SZ 19	19	59.7			2.60		
SZ 21	19.7	61.8			2.70		
SZ 23	20.4	63.9			3.40		
SZ 25	21	66					

* Since the product is uniquely hand-finished, the exact width and weight is within reasonable tolerance to the posted data.

How to Measure your Ring Size



1) Wrap a piece of paper around the base of your finger.

2) Mark the paper where it overlaps top form a complete circle.

3) Measure the length of the section of paper where it overlaps around the finger.

4) Compare your measurement with the chart to determine your ring size

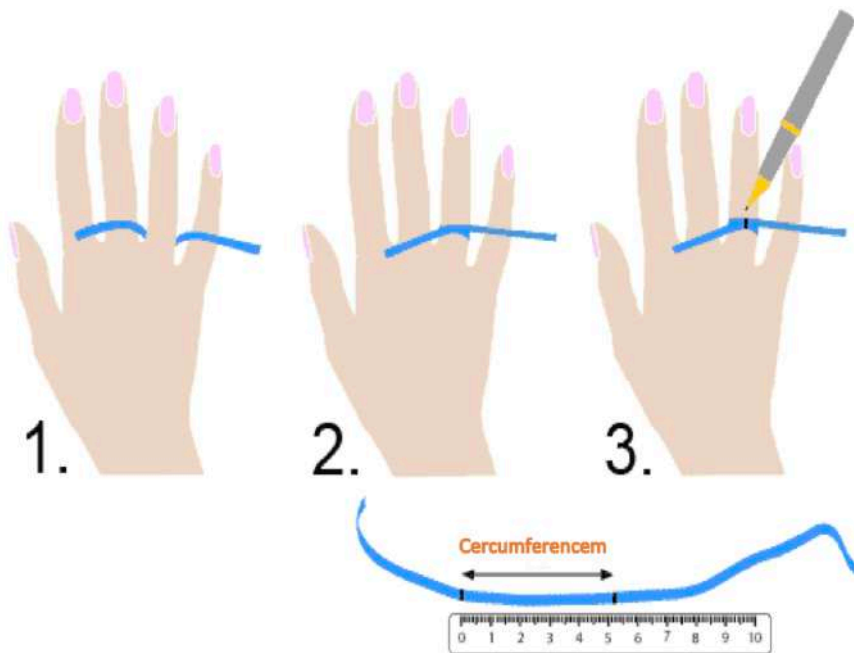
BLUE



SIZE	Diameter (mm)	Circumference (mm)	Width (mm)	Weight (g)			
				GOLD	925 Silver	18K YG	10K YG
SZ -3	11.6	36.6					
SZ -1	12.3	38.7					
SZ 1	13	40.8	12.25	4.80	6.10		
SZ 3	13.7	42.9	12,10	4.80	6.10		
SZ 5	14.4	45	13.20	6.40	7.80		
SZ 7	15	47.1	15.43	6.40	8.20		
SZ 9	15.7	49.2	14.04	7.20	9.50		
SZ 11	16.4	51.3	14.34	7.50	10.20		
SZ 13	17	53.4	15.01	7.90	10.20		
SZ 15	17.7	55.5	15.22	8.30	11.00		
SZ 17	18.4	57.6	15.59	8.30	11.30		
SZ 19	19	59.7	16.19	11.10	14.00		
SZ 21	19.7	61.8	16.20	11.50	14.00		
SZ 23	20.4	63.9					
SZ 25	21	66					

* Since the product is uniquely hand-finished, the exact width and weight is within reasonable tolerance to the posted data.

How to Measure your Ring Size



1) Wrap a piece of paper around the base of your finger.

2) Mark the paper where it overlaps top form a complete circle.

3) Measure the length of the section of paper where it overlaps around the finger.

4) Compare your measurement with the chart to determine your ring size

PASS

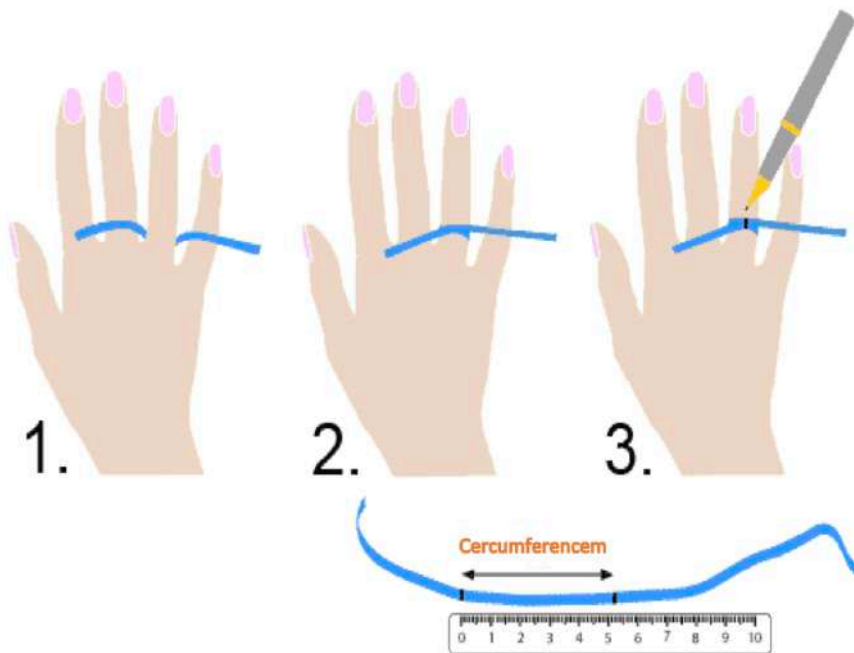


SIZE	Diameter (mm)	Circumference (mm)	Width (mm)	Weight (g)			
				GOLD	925 Silver	18K YG	10K YG
SZ -3	11.6	36.6					
SZ -1	12.3	38.7					
SZ 1	13	40.8	11.68	5.20	5.20		
SZ 3	13.7	42.9	11.75	5.50	5.60		
SZ 5	14.4	45	11.89	5.70	6.60		
SZ 7	15	47.1	12.27	6.20	6.80		
SZ 9	15.7	49.2	12.42	6.70	7.60		
SZ 11	16.4	51.3	12.49	6.90	7.80		
SZ 13	17	53.4	14.03	8.90	11.20		
SZ 15	17.7	55.5	14.75	10.50	12.00		
SZ 17	18.4	57.6	15.74	11.70	12.40		
SZ 19	19	59.7	15.82		12.50		
SZ 21	19.7	61.8	15.96		12.60		
SZ 23	20.4	63.9	15.98		15.70		
SZ 25	21	66					

* Widest pt.

* Since the product is uniquely hand-finished, the exact width and weight is within reasonable tolerance to the posted data.

How to Measure your Ring Size



1) Wrap a piece of paper around the base of your finger.

2) Mark the paper where it overlaps top form a complete circle.

3) Measure the length of the section of paper where it overlaps around the finger.

4) Compare your measurement with the chart to determine your ring size

ARIED

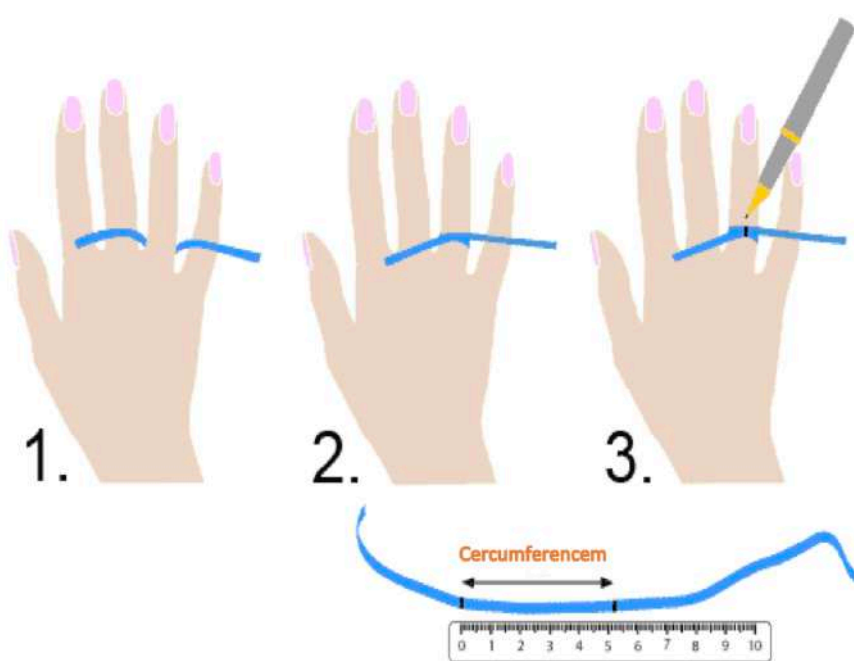


SIZE	Diameter (mm)	Circumference (mm)	Width (mm)	Weight (g)			
				GOLD	925 Silver	18K YG	10K YG
SZ -3	11.6	36.6					
SZ -1	12.3	38.7					
SZ 1	13	40.8	17.77	5.70	7.00		
SZ 3	13.7	42.9	17.83	6.00	7.30		
SZ 5	14.4	45	18.88	6.60	7.60		
SZ 7	15	47.1	21.20	6.90	8.30		
SZ 9	15.7	49.2	21.54	7.00	9.00		
SZ 11	16.4	51.3	21.95	7.10	9.20		
SZ 13	17	53.4	20.09	7.20	9.30		
SZ 15	17.7	55.5	22.52	7.60	9.50		
SZ 17	18.4	57.6	22.61	7.90	10.00		
SZ 19	19	59.7	22.47		12.30		
SZ 21	19.7	61.8	24.52		12.40		
SZ 23	20.4	63.9	24.52		14.50		
SZ 25	21	66	24.12		14.70		

* Widest pt.

* Since the product is uniquely hand-finished, the exact width and weight is within reasonable tolerance to the posted data.

How to Measure your Ring Size



1) Wrap a piece of paper around the base of your finger.

2) Mark the paper where it overlaps top form a complete circle.

3) Measure the length of the section of paper where it overlaps around the finger.

4) Compare your measurement with the chart to determine your ring size

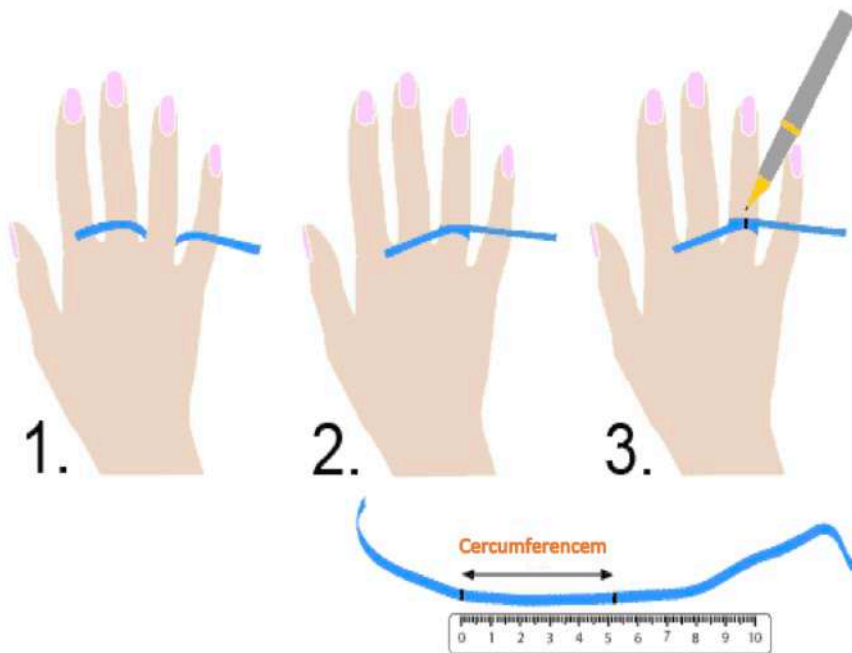
LIGNE



SIZE	Diameter (mm)	Circumference (mm)	Width (mm)	Weight (g)			
				GOLD	925 Silver	18K YG	10K YG
SZ -3	11.6	36.6					
SZ -1	12.3	38.7					
SZ 1	13	40.8	11.00	2.60	3.00		
SZ 3	13.7	42.9	11.00	2.70	3.20		
SZ 5	14.4	45	11.50	2.70	3.20		
SZ 7	15	47.1	11.50	2.90	3.30		
SZ 9	15.7	49.2	11.50	3.00	3.50		
SZ 11	16.4	51.3	12.00	3.60	4.40		
SZ 13	17	53.4	12.50	3.10	3.80		
SZ 15	17.7	55.5	12.50	3.20	3.70		
SZ 17	18.4	57.6	12.50	3.30	4.00		
SZ 19	19	59.7	12.50		4.30		
SZ 21	19.7	61.8	12.00				
SZ 23	20.4	63.9	12.00				
SZ 25	21	66	12.00				

* Since the product is uniquely hand-finished, the exact width and weight is within reasonable tolerance to the posted data.

How to Measure your Ring Size



- 1) Wrap a piece of paper around the base of your finger.
- 2) Mark the paper where it overlaps top form a complete circle.
- 3) Measure the length of the section of paper where it overlaps around the finger.
- 4) Compare your measurement with the chart to determine your ring size

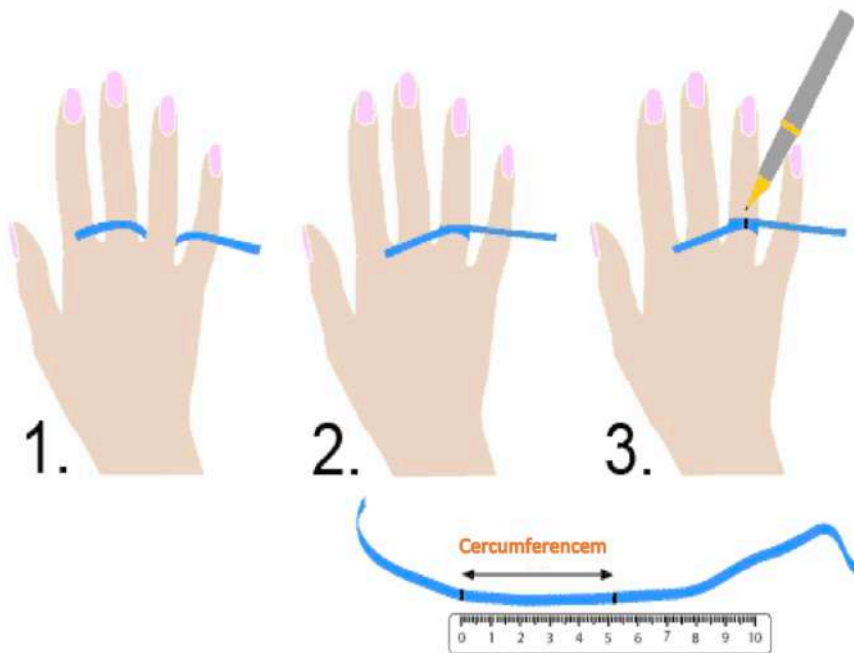
MEMENTO



SIZE	Diameter (mm)	Circumference (mm)	Width (mm)	Weight (g)			
				GOLD	925 Silver	18K YG	10K YG
SZ -3	11.6	36.6					
SZ -1	12.3	38.7					
SZ 1	13	40.8	3.00	1.70	2.30		
SZ 3	13.7	42.9	3.00	2.10	2.40		
SZ 5	14.4	45	3.00	2.30	2.60		
SZ 7	15	47.1	3.00	2.30	2.80		
SZ 9	15.7	49.2	3.00	2.30	2.80		
SZ 11	16.4	51.3	3.00	2.70	3.30		
SZ 13	17	53.4	4.00	2.80	3.50		
SZ 15	17.7	55.5	4.00	3.30	4.40		
SZ 17	18.4	57.6	4.00	3.90	4.60		
SZ 19	19	59.7	4.00		4.70		
SZ 21	19.7	61.8	4.00		4.70		
SZ 23	20.4	63.9	4.00		4.80		
SZ 25	21	66	4.00		4.80		

* Since the product is uniquely hand-finished, the exact width and weight is within reasonable tolerance to the posted data.

How to Measure your Ring Size



1) Wrap a piece of paper around the base of your finger.

2) Mark the paper where it overlaps top form a complete circle.

3) Measure the length of the section of paper where it overlaps around the finger.

4) Compare your measurement with the chart to determine your ring size

FOREVER S



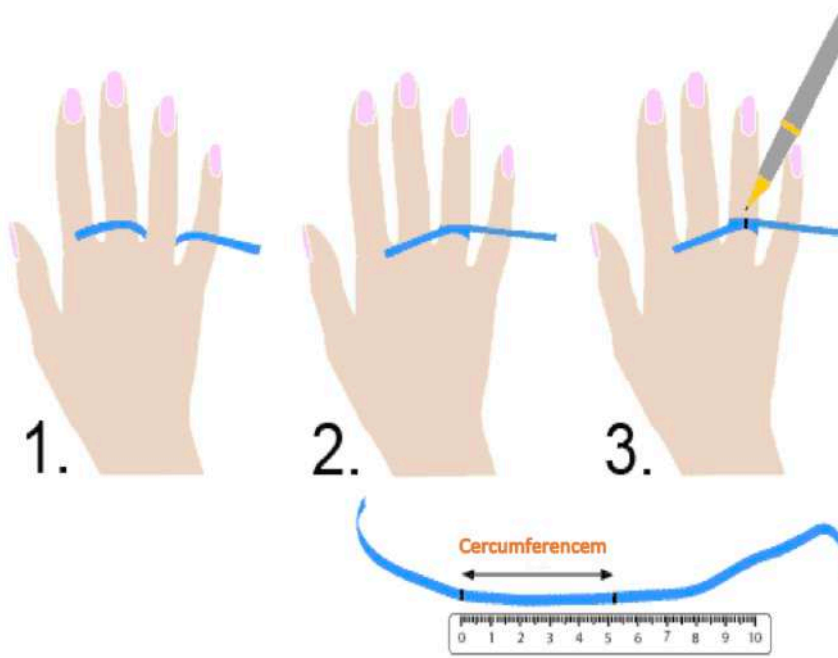
SIZE	Diameter (mm)	Circumference (mm)	Width (mm)	Weight (g)			
				GOLD	925 Silver	18K YG	10K YG
SZ -3	11.6	36.6					
SZ -1	12.3	38.7					
SZ 1	13	40.8	3.00		1.90		
SZ 3	13.7	42.9	3.20		2.00		
SZ 5	14.4	45	3.80		2.20		
SZ 7	15	47.1	3.80		2.30		
SZ 9	15.7	49.2	4.00		2.40		
SZ 11	16.4	51.3	4.00		2.50		
SZ 13	17	53.4	4.00		3.00		
SZ 15	17.7	55.5	4.00		3.30		
SZ 17	18.4	57.6	4.20		3.50		
SZ 19	19	59.7					
SZ 21	19.7	61.8					
SZ 23	20.4	63.9					
SZ 25	21	66					



* Widest pt.

* Since the product is uniquely hand-finished, the exact width and weight is within reasonable tolerance to the posted data.

How to Measure your Ring Size



1) Wrap a piece of paper around the base of your finger.

2) Mark the paper where it overlaps top form a complete circle.

3) Measure the length of the section of paper where it overlaps around the finger.

4) Compare your measurement with the chart to determine your ring size

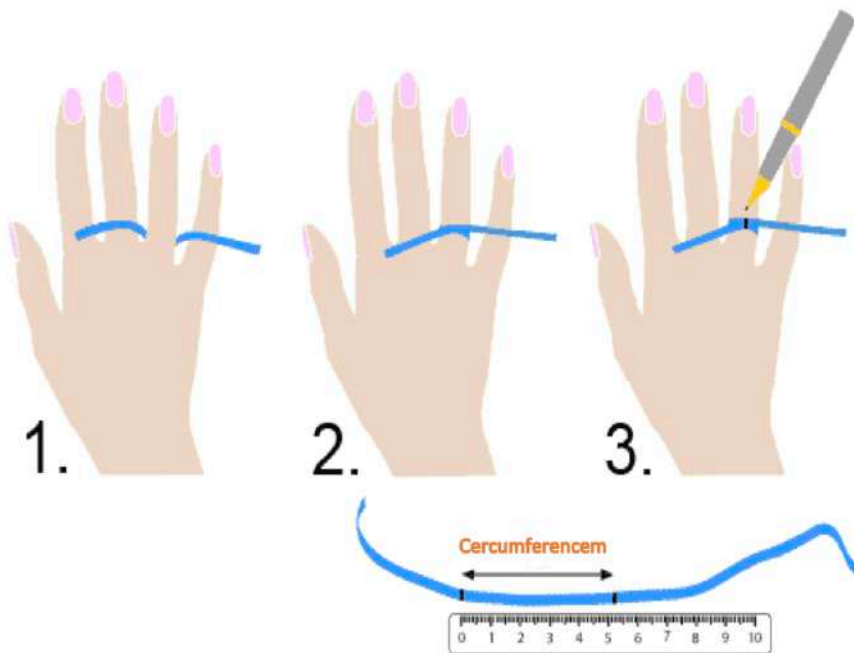
RABIO



SIZE	Diameter (mm)	Circumference (mm)	Width (mm)	Weight (g)			
				GOLD	925 Silver	18K YG	10K YG
SZ -3	11.6	36.6					
SZ -1	12.3	38.7					
SZ 1	13	40.8					
SZ 3	13.7	42.9					
SZ 5	14.4	45					
SZ 7	15	47.1	23.49		15.00		
SZ 9	15.7	49.2	25.24		15.90		
SZ 11	16.4	51.3	25.83		21.60		
SZ 13	17	53.4	28.43		25.30		
SZ 15	17.7	55.5	30.10		28.30		
SZ 17	18.4	57.6	30.42		28.60		
SZ 19	19	59.7					
SZ 21	19.7	61.8	32.42		33.50		
SZ 23	20.4	63.9					
SZ 25	21	66					

* Since the product is uniquely hand-finished, the exact width and weight is within reasonable tolerance to the posted data.

How to Measure your Ring Size



1) Wrap a piece of paper around the base of your finger.

2) Mark the paper where it overlaps top form a complete circle.

3) Measure the length of the section of paper where it overlaps around the finger.

4) Compare your measurement with the chart to determine your ring size

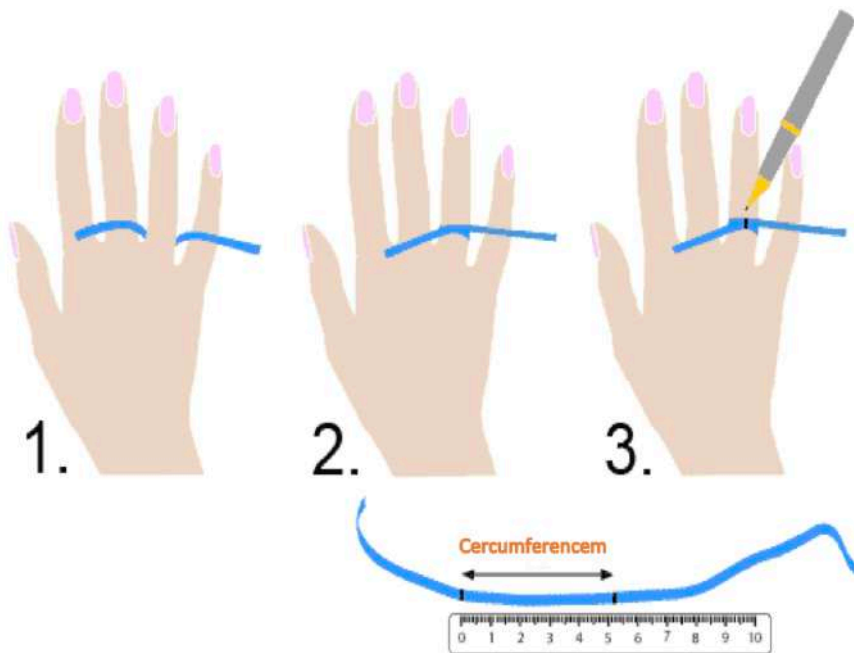
MEMORIA



SIZE	Diameter (mm)	Circumference (mm)	Width (mm)	Weight (g)			
				GOLD	925 Silver	18K YG	10K YG
SZ -3	11.6	36.6					
SZ -1	12.3	38.7					
SZ 1	13	40.8	10				
SZ 3	13.7	42.9	11.08	3	3		
SZ 5	14.4	45	11.32	3	3		
SZ 7	15	47.1	11.50	3	3		
SZ 9	15.7	49.2	10.88	3	3		
SZ 11	16.4	51.3	11.07	3	3		
SZ 13	17	53.4					
SZ 15	17.7	55.5	11.36	3.1	3.1		
SZ 17	18.4	57.6					
SZ 19	19	59.7					
SZ 21	19.7	61.8					
SZ 23	20.4	63.9					
SZ 25	21	66					

* Since the product is uniquely hand-finished, the exact width and weight is within reasonable tolerance to the posted data.

How to Measure your Ring Size



1) Wrap a piece of paper around the base of your finger.

2) Mark the paper where it overlaps top form a complete circle.

3) Measure the length of the section of paper where it overlaps around the finger.

4) Compare your measurement with the chart to determine your ring size

MONDE

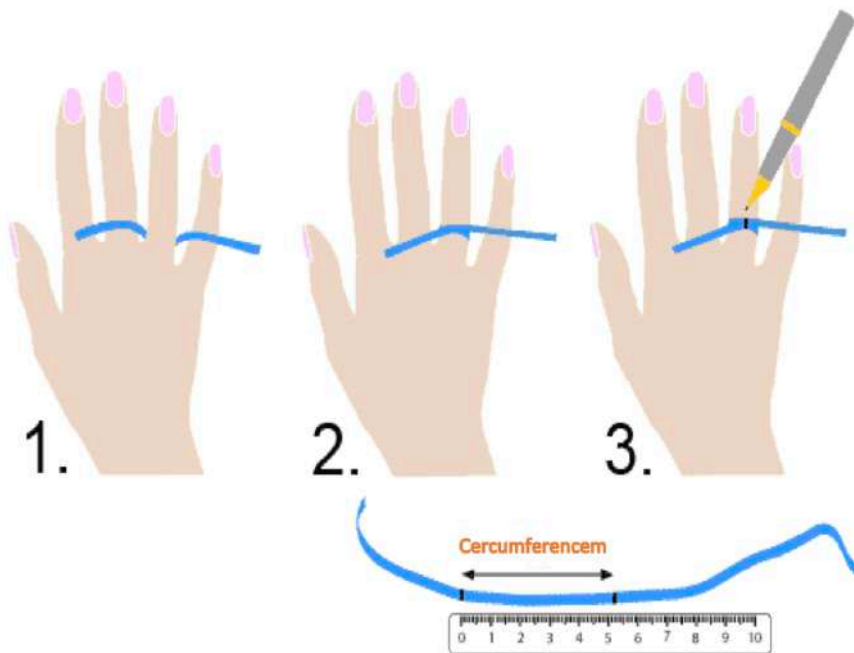


SIZE	Diameter (mm)	Circumference (mm)	Width (mm)	Weight (g)			
				GOLD	925 Silver	18K YG	10K YG
SZ -3	11.6	36.6					
SZ -1	12.3	38.7					
SZ 1	13	40.8		1	1.2		
SZ 3	13.7	42.9	1.56	1	1.2		
SZ 5	14.4	45	1.51	1	1.2		
SZ 7	15	47.1	1.57	1.3	1.5		
SZ 9	15.7	49.2	1.57	1.3	1.5		
SZ 11	16.4	51.3	2.50	1.3	1.5		
SZ 13	17	53.4	1.63	1.5	1.9		
SZ 15	17.7	55.5	1.82	1.5	1.9		
SZ 17	18.4	57.6	1.95	1.5	1.9		
SZ 19	19	59.7	2.26		2.3		
SZ 21	19.7	61.8	2.28		2.3		
SZ 23	20.4	63.9	2.30		2.3		
SZ 25	21	66	2.32		2.5		

* Widest pt.

* Since the product is uniquely hand-finished, the exact width and weight is within reasonable tolerance to the posted data.

How to Measure your Ring Size



1) Wrap a piece of paper around the base of your finger.

2) Mark the paper where it overlaps top form a complete circle.

3) Measure the length of the section of paper where it overlaps around the finger.

4) Compare your measurement with the chart to determine your ring size

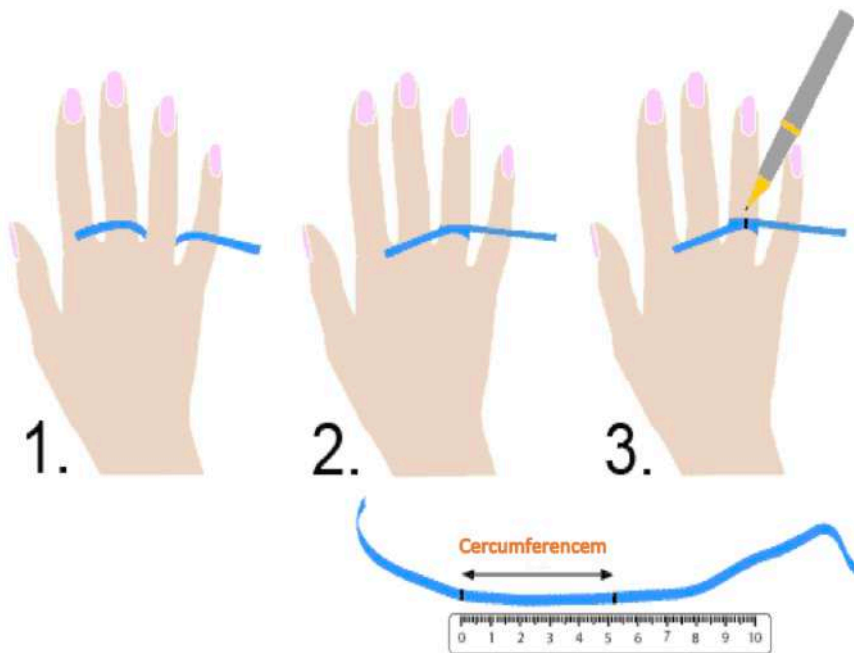
VIENTO



SIZE	Diameter (mm)	Circumference (mm)	Width (mm)	Weight (g)			
				GOLD	925 Silver	18K YG	10K YG
SZ -3	11.6	36.6					
SZ -1	12.3	38.7					
SZ 1	13	40.8	17.00	13	12		
SZ 3	13.7	42.9	17.00	13	12		
SZ 5	14.4	45	18.00	13	12		
SZ 7	15	47.1	18.00	13.6	12.5		
SZ 9	15.7	49.2	18.30	13.6	12.5		
SZ 11	16.4	51.3	18.90	13.6	12.5		
SZ 13	17	53.4	19.00	13.5	13.8		
SZ 15	17.7	55.5	19.10	13.5	13.8		
SZ 17	18.4	57.6	19.20	13.5	13.8		
SZ 19	19	59.7	19.20	15	17.2		
SZ 21	19.7	61.8	19.20	15	17.2		
SZ 23	20.4	63.9	19.30	15	17.2		
SZ 25	21	66	19.30		18		

* Since the product is uniquely hand-finished, the exact width and weight is within reasonable tolerance to the posted data.

How to Measure your Ring Size



1) Wrap a piece of paper around the base of your finger.

2) Mark the paper where it overlaps top form a complete circle.

3) Measure the length of the section of paper where it overlaps around the finger.

4) Compare your measurement with the chart to determine your ring size

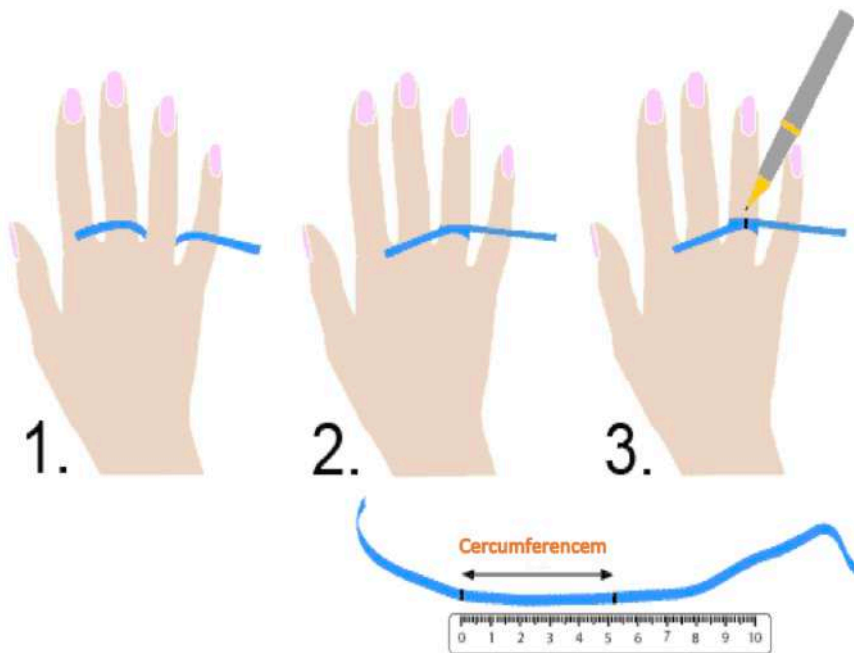
SHATTERED MES



SIZE	Diameter (mm)	Circumference (mm)	Width (mm)	Weight (g)			
				GOLD	925 Silver	18K YG	10K YG
SZ -3	11.6	36.6					
SZ -1	12.3	38.7					
SZ 1	13	40.8		7	7		
SZ 3	13.7	42.9		7	7		
SZ 5	14.4	45		7	7		
SZ 7	15	47.1		9.8	9.8		
SZ 9	15.7	49.2		9.8	9.8		
SZ 11	16.4	51.3		9.8	9.8		
SZ 13	17	53.4		13.6	13.6		
SZ 15	17.7	55.5		13.6	13.6		
SZ 17	18.4	57.6		13.6	13.6		
SZ 19	19	59.7				11.6	
SZ 21	19.7	61.8				11.6	
SZ 23	20.4	63.9				11.6	
SZ 25	21	66				11.3	

* Since the product is uniquely hand-finished, the exact width and weight is within reasonable tolerance to the posted data.

How to Measure your Ring Size



1) Wrap a piece of paper around the base of your finger.

2) Mark the paper where it overlaps top form a complete circle.

3) Measure the length of the section of paper where it overlaps around the finger.

4) Compare your measurement with the chart to determine your ring size

NAKED MES

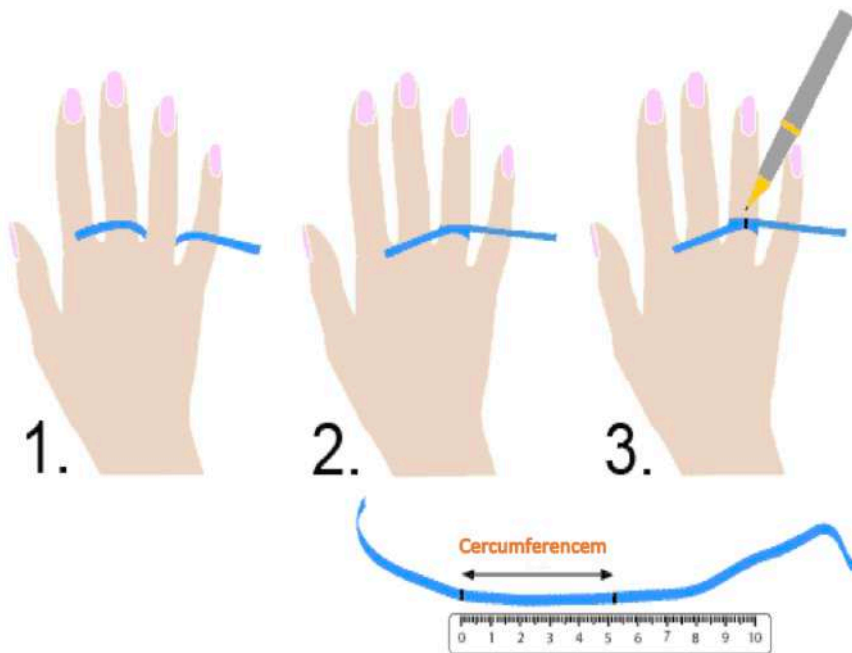


SIZE	Diameter (mm)	Circumference (mm)	Width (mm)	Weight (g)			
				GOLD	925 Silver	18K YG	10K YG
SZ -3	11.6	36.6					
SZ -1	12.3	38.7					
SZ 1	13	40.8		4	4		
SZ 3	13.7	42.9		4	4		
SZ 5	14.4	45		4	4		
SZ 7	15	47.1		4	4.8		
SZ 9	15.7	49.2		4	4.8		
SZ 11	16.4	51.3	3.8	4	4.8		
SZ 13	17	53.4	4.3	6	6.9		
SZ 15	17.7	55.5	4.6	6	6.9		
SZ 17	18.4	57.6	4.5	6	6.9		
SZ 19	19	59.7	4.6		8		
SZ 21	19.7	61.8	4.9		8		
SZ 23	20.4	63.9			8		
SZ 25	21	66			11		

* Widest pt.

* Since the product is uniquely hand-finished, the exact width and weight is within reasonable tolerance to the posted data.

How to Measure your Ring Size



1) Wrap a piece of paper around the base of your finger.

2) Mark the paper where it overlaps top form a complete circle.

3) Measure the length of the section of paper where it overlaps around the finger.

4) Compare your measurement with the chart to determine your ring size

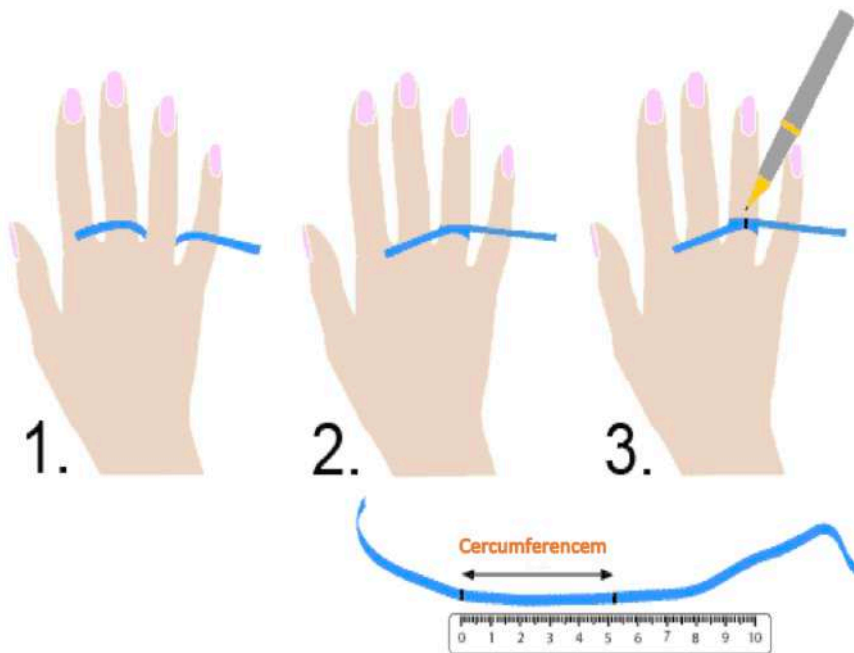
PEDAZO



SIZE	Diameter (mm)	Circumference (mm)	Width (mm)	Weight (g)			
				GOLD	925 Silver	18K YG	10K YG
SZ -3	11.6	36.6		1	1.2		
SZ -1	12.3	38.7		1	1.2		
SZ 1	13	40.8		1.8	2		
SZ 3	13.7	42.9		1.8	2		
SZ 5	14.4	45		1.8	2		
SZ 7	15	47.1					
SZ 9	15.7	49.2					
SZ 11	16.4	51.3					
SZ 13	17	53.4					
SZ 15	17.7	55.5					
SZ 17	18.4	57.6					
SZ 19	19	59.7					
SZ 21	19.7	61.8					
SZ 23	20.4	63.9					
SZ 25	21	66					

* Since the product is uniquely hand-finished, the exact width and weight is within reasonable tolerance to the posted data.

How to Measure your Ring Size



- 1) Wrap a piece of paper around the base of your finger.
- 2) Mark the paper where it overlaps top form a complete circle.
- 3) Measure the length of the section of paper where it overlaps around the finger.
- 4) Compare your measurement with the chart to determine your ring size