

Beauty Elastic Massaging Device Proposed by Medicube

80 Shots per Day, Perfect Elastic Massage Intensive Care

1 Shot by pressing the button while moving around the face by 1 space each

Method of Use at a Glance

* Make sure not to apply duplicate use by moving to the next area after one shot.




STEP 01

Put enough exclusive gel to cover the head and apply the gel on the skin by attaching the head to the skin. **Gel must be applied to feel the warm energy.*



STEP 02

After setting the desired step, adhere the head on the concerned area, press the shot button and move by one space, and 1 shot at a time. **When first using the product, use from step 1.*



STEP 03

After the 80-shot care is completed, tap the gel for absorption. ** If you feel dryness, finish by using additional foundation product previously used.*

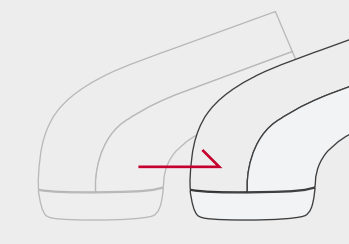
Read before Use!

When first using the product, start use from step 1 and find an appropriate step as you use it.



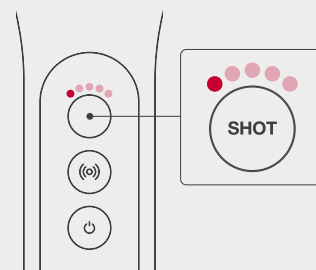
Prohibited Parts on Use

Do not use around the eyes or uvula, near philtrum, and eyelids.



Prohibited Parts on Use

Do not use around the eyes or uvula, near philtrum, and eyelids.



Direct massaging system

Since it does not operate if you do not press the SHOT button, press the SHOT button whenever you move around parts.