



# BOOSTER PRO MINI

## User Instructions

Please read before using.



HOW TO USE

### USER MANUAL

#### MAIN TECHNICAL GUIDE

##### GLOW PORATION

The Booster Pro Mini is designed to help the skin care product absorb more effectively. It can be used with various types of skin care products and face masks by rolling on the skin.

#### PRODUCT INFORMATION

##### Operation Instructions

- Press and hold the ②Power Button for 2-3 seconds to turn on the product. When the power is turned on, the ③ Color LED Display will light up with an ON sound effect.
- When the power is turned on, it will automatically be set to the level 1 with a notification sound. Press the ② Level Button to adjust the level. Each time you press the button, the level will increase by 1 with a guidance voice.
- Press the ②LED button twice to select the LED color to use.  
\*LED color will change to blue when the button is pressed twice.
- During use, the usage time will be announced every minute by a voice prompt. If you use the product for over 5 minutes, it will automatically shut down.

- For hygienic use, be sure to clean the ① Head thoroughly with a dry cloth or cotton pad and store after use.
- Charging can be done by connecting a Type-C charger to the ⑤ Charging Port located at the bottom side of the device.  
\* When the battery is low, it will automatically shut down with a low battery notification.  
\* During charging, green light will blink on the ③ Color LED Display. When the battery is fully charged, the green light will appear on the ③ Color LED Display.  
\* When connected, the charging connection sound will be provided, and the device will not operate while charging.



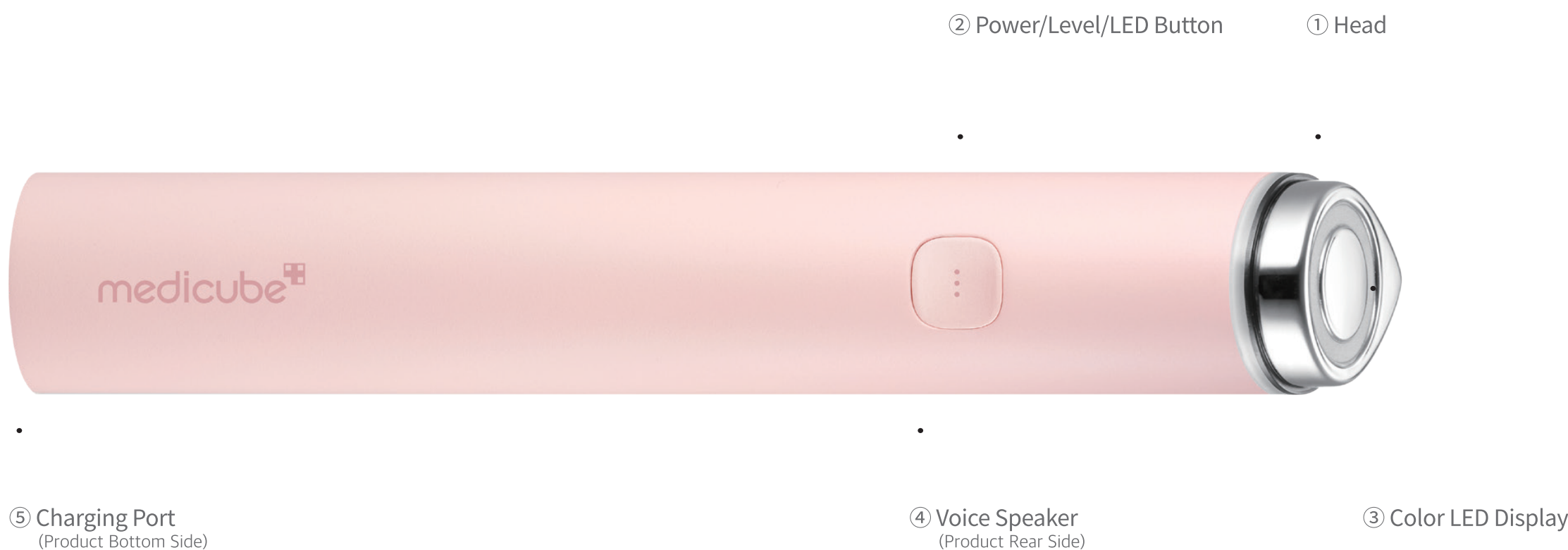
##### Get the most out of your BOOSTER PRO MINI

Download the AGE-R app for free now to experience the AGE-R BOOSTER PRO MINI more professionally and conveniently, with access to expert K-Beauty skincare tips.  
\*Scan the QR code or search AGE-R in the app store.

#### Product Component

Main unit, User Manual

01



02

#### Basic How-to-Use

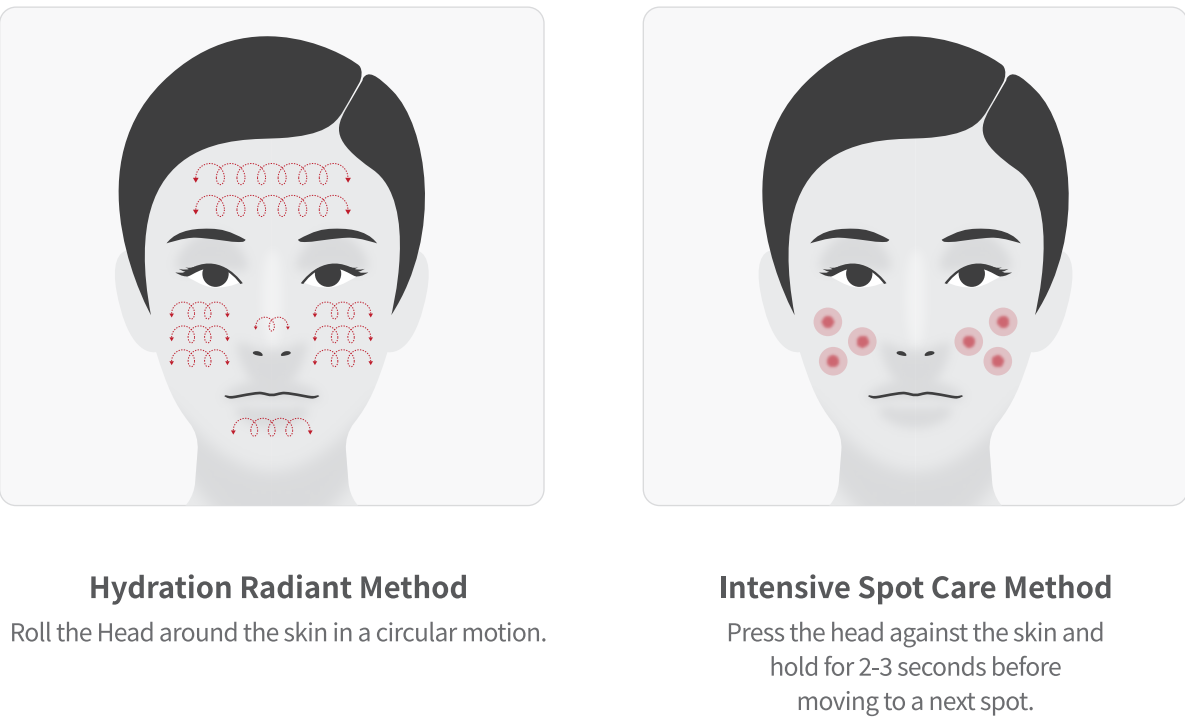
After cleansing, apply an appropriate amount of skincare product to the skin. Ensure the head is in complete contact with the skin surface, then gently massage. Equipped with a skin contact sensor, the device only operates when it is in contact with the skin.

#### LED Color Guide

\*Press the LED button twice in a row to change the LED color.



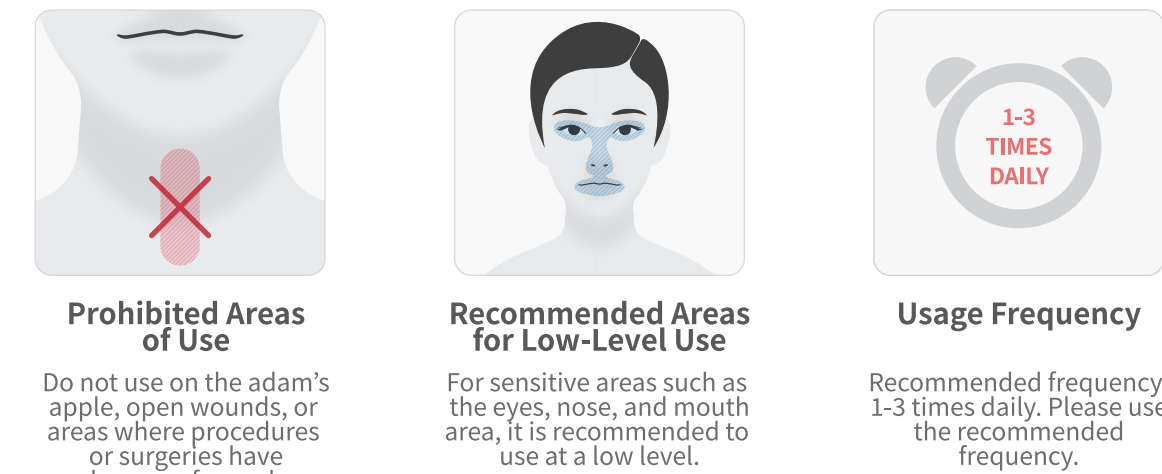
#### Recommended usage method



03

#### Precautions before Use

When using for the first time, be sure to start from level 1 and find the appropriate level as you use it.



#### Precautions During Use and Storage

##### Precautions During Use

- Be careful not to drop or shock the device, as it may cause malfunction or damage.
- Ensure that no water or cosmetics enter the inside of the main unit.
- If the product is not operating correctly, do not disassemble it; instead, contact customer support.

##### Storage Precautions

- Store in a place out of the reach of children and away from moisture.
- Do not store in places where magnetic fields or electro magnetic waves are generated; it may cause malfunctions.
- After use, clean the head with a wet wipe, clean cloth, or soft towel and store it dry.
- Ensure that the device's power is turned off before storage.
- Do not use flammable substances such as gasoline or benzene for cleaning, as it can cause chemical reactions, discoloration, and deformation.

##### User Precautions

If you have poor health, have consumed alcohol, are currently taking sleeping pills, are fatigued, or are under medical treatment, please do not use the device. If you experience pain or unusual symptoms during use, discontinue use immediately. **Repeated use of the device on the same area or improper usage may cause damage to the skin. If any abnormality appears on the skin, cool the affected area and consult a medical professional immediately.**  
\*Even in regular use, individuals with sensitive skin may experience slight redness. Please read the instructions and precautions carefully and perform proper aftercare.

##### Do not use the device if you have the following conditions:

- Individuals with symptoms of redness and stinging due to excessive sun tanning
- Individuals with allergies, especially those with sensitive skin
- Individuals using electronic devices worn directly inside the body, such as cardiac pacemakers
- Individuals using electronic medical devices for life support, such as artificial heart-lung machines
- Individuals using implanted electronic medical devices such as electrocardiogram devices
- Individuals using steroid-based hormone medications for an extended period
- Individuals with liver function disorders who have symptoms of vascular dilatation syndromes in the circulatory system
- Individuals undergoing outpatient treatment

- Remove all metal accessories in contact with the user's body.
- Do not use the device in conjunction with electrical appliances such as electric heating pads.
- Do not use the device in hot places such as near fire or direct sunlight, and do not place the main unit or cable near heating appliances.
- Do not keep it fixed on one area for an extended period during device use; make sure to move it continuously.
- Be cautious when using the device, as it may malfunction if it comes into contact with other products.
- Do not use the device for purposes other than its original intention; it may lead to accidents.
- Do not use this device if you regularly suffer from paralysis or have difficulties expressing yourself.
- Do not tap the head that contacts the skin directly on hard surfaces; it may lead to accidents.
- Do not strike or drop the main unit on hard objects.
- Avoid using the device in high temperature, high humidity, or dusty environments, such as bathrooms, kitchens, and hot cars.
- When using, maintain a distance from electrical appliances such as other beauty devices, TVs, and radios.
- Do not use on uvular area, wounds, or areas where procedures or surgeries have been performed.
- Do not use the device at voltages other than the rated voltage. Using it where the rating is exceeded can cause heat generation, leading to fires, electric shock, or malfunction.
- Do not handle the device or detach the charging cable with wet hands; it can lead to electric shock.
- Do not attempt to repair, disassemble, or modify the main unit yourself; it can cause malfunctions.
- The device will not operate while charging.
- For accurate skin recognition, please grasp the main part of the device as if surrounding it.
- Children should be supervised to ensure that they do not play with the appliance.
- This product can be used by children aged from 8 years and above and persons with reduced physical, sensory or mental capabilities or lack of experience and knowledge if they have been given supervision or instruction concerning use of the appliance in a safe way and understand the hazards involved.
- Children shall not play with the appliance.
- Cleaning and user maintenance shall not be made by children without supervision.
- Do not use this product near bathtubs, showers, or any areas filled with water.

04

- Areas with inflamed acne
- Areas with dermatitis caused by cosmetics, or individuals with atopic dermatitis
- Areas with blemishes accompanied by itching, or areas with blemishes caused by physical irritation
- Areas with metal, plastic, silicone, or other foreign objects inside the body
- Patients with blood disorders, acute illnesses, bleeding areas, malignant tumors, fractures, infectious diseases, eyelids, trauma areas, skull areas, and other children, pregnant women, breastfeeding women, and elderly individuals
- \*This product is intended for cosmetic use only. It is not intended to diagnose, treat, cure or prevent any medical condition or disease. Please read all instructions and warnings before use. Use only as directed. Always consult with a healthcare professional if you have any medical concerns or conditions before using the device.
- \*\*This product is intended for at home users, and not intended for professional use only.

##### This device complies with part 15 of the FCC Rules.

Operation is subject to the following two conditions:

- This device may not cause harmful interference, and (2) this device must accept any interference received, including interference that may cause undesired operation
- FCC Note Caution: Changes or modifications not expressly approved by the party responsible for compliance could void the user's authority to operate the equipment

#### Specification

**Model Name:** ME-BPRM-K **Product Name:** MEDICUBE AGE-R BOOSTER PRO MINI **Seller:** APR US INC., 41 GREENFIELD, IRVINE CA 92614 (medicube\_uscs@apr-in.com) **Manufacturer:** APR FACTORY Co., Ltd., 107, Gasan digital 2-ro, Geumcheon-gu, Seoul, Republic of Korea | 50, Wonseokjeongyongso-gil, Poseung-eup, Pyeongtaek-si, Gyeonggi-do, Republic of Korea **Manufactured for:** APR Co., Ltd., 36F, 300 Olympic-ro, Songpa-gu, Seoul, Republic of Korea **KC Registration No.:** R-R-pg1-ME-BPRM **Manufactured Date:** Indicated separately on the product

**Product Size:** Φ25.5 x 155.5 mm (1.0 x 6.1 inches) **Input Voltage:** DC 5V / max 2 A (USB C-Type) **Battery:** DC 3.7V / 700 mAh **Power Consumption:** Max. 1 W (3.7 V x 250 mA) **Weight:** 75g (0.17 lbs) **Charging Time:** Approx. 4 hours

05

#### Battery Specifications

Quality indication in accordance with the Electrical Appliances And Consumer Products Safety Control Act Safety Confirmation Report No. YU10492-24006

**Model Name:** G02053 **Product Name:** Rechargeable Li-ion Battery  
**Rated:** 3.7 V, 700 mAh  
**Manufacturer:** Dong guan Golden Cel Battery Co., Ltd. **Made in China**



#### EXCHANGE / RETURN POLICY

##### Warranty

For all Age-R devices, we offer a 1-year limited warranty period from the date of your original purchase. If your device does not work properly due to a manufacturer's defect, we will replace the defective device free of charge within 1 year. This warranty does not cover the devices damaged by:

- Accident, misuse, or alteration
  - Use with unauthorized accessories or use other than instructed
  - Connecting to incorrect current and voltage
- This warranty only extends if the devices are used in conjunction with authorized device accessories.

##### Returns

For the Age-R devices, all returns must be initiated within 30 days of receiving your order. Please refer to the information as shown below. Simple Remorse: A refund due to a change of mind is only applicable within 30 days of receiving and will only be accepted if the product is returned in original, sealed, and unopened condition. \*In the case of a return for simple remorse (change of mind), the customer needs to bear the shipping fee. For international orders: You will be responsible for paying for customs fee and returning shipping fee. Additionally, we cannot provide free return shipping labels for international customers. Damaged or defective product: 1) Please reach out to us

via our Customer Service Center email with the following details: First name and last name, email address, phone number, order number. Kindly attach a photo or video describing your issue. 2) We will proceed to issue a confirmation email for you (please note that our Customer Service usually takes 2-3 business days to respond). 3) After receiving a confirmation email, please send the product back to our warehouse via the return address. You will be informed of the return address after the email confirmation. 4) Once the product has arrived at our warehouse, our staff will inspect the condition of the product. 5) In case of product defect, we will proceed to exchange and send a new product to you.  
\*Note: This process may take up to 1 month, including the time taken to ship the product back to our warehouse, and the time taken to inspect the product.

##### Subject of Recommendation of Lithium Battery Discarding and Charging Method

**Warning:** Since it may accompany danger such as heating, fire, and explosion, please observe the following matters.

- Handling Matters** Since a swollen battery that can be visually identified may be dangerous, immediately contact the manufacturer or the seller. Use only the designated charger. Keep away from fire (Do not put inside a microwave oven). Do not leave it inside a car in summertime. Do not store or use at high temperature and humid place such as sauna. Do not use it for a long time while placing it on blanket, electric pad, and carpet. Do not store at a sealed space while leaving the power on. Be cautious not to contact the electrical terminal with metal products such as necklaces, coins, keys, and watches. Use the secondary lithium battery warranted by the manufacturer. Do not implement behaviors such as disassembling, compressing, and penetrating. Do not apply abnormal impact such as dropping it from a high place. Do not expose to a temperature above 50 degrees Celsius. Do not contact with humidity. 2) **Disposal Guideline** Do not arbitrarily dispose used up battery. When disposing the battery, do not incinerate or put it inside a fire. Explosion and fire may occur due to heat. The method of battery disposal may vary according to countries and regions. Dispose with appropriate method. 3) **Recommendations regarding Charging Method** Do not charge the battery with the method other than the one shown in the user manual. Fire or explosion may occur.
- Complete Charge Time:** About 4 hours  
\*Charge time may vary depending on the battery remnant amount of portable battery or surrounding temperature or charging environment. It may change without notice for performance improvement in specifications and exterior appearance