

Clyde

BLACKS
of SOPWELL



Clyde

J. Archer

designed by: Ian Archer



UPHOLSTERY

COMFORTS

COVERS



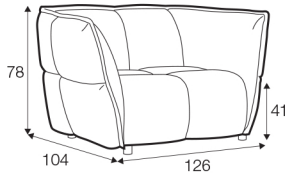
fabric



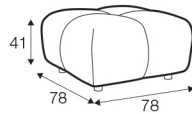
CLS classic



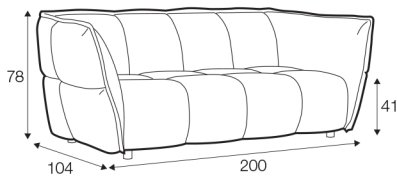
FC fixed



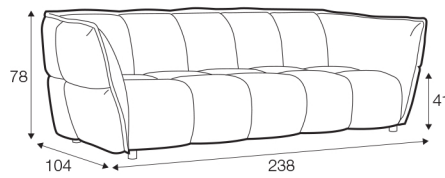
armchair



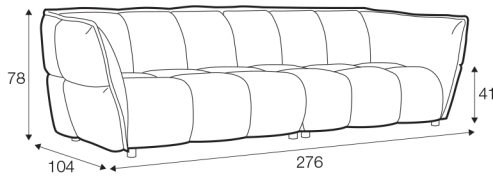
footstool 78x78



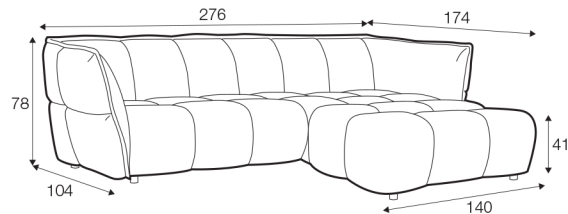
2 seater



3 seater

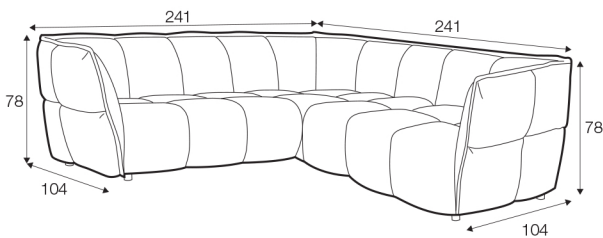


4 seater divided



set 1 right / or left

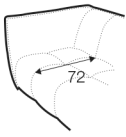
element 138 left / or right + chaiselongue right / or left



set 2

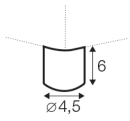
element 138 left / or right + corner 90°
+ element 138 right / or left

extra dimensions



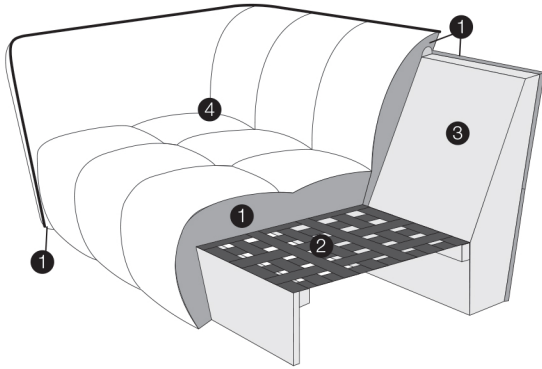
depth of seat

legs



no. 36A
plastic

profile



classic

1. polyurethane foam/high resilient polyurethane foam
2. upholstery belts
3. solid wood and wood based elements
4. fabric
5. plastic legs