


s.93 downstream exhaust

full port 1/4" - 2"
hot forged brass ball valve

Featuring patented tamper-proof lockable handle that has no equal in the market.

RuB s.93 range exhausts automatically and continuously downstream air pressure as soon as turned in the closed position. Valve is lockable in the closed position only, according to Part. 1910.147 safety OSHA (USA) requirements allowing safe maintenance of the air-supplied equipment; when valve is open, one simple 90° turn of the handle shuts flow immediately.

We care for those you care for.



Quality

- No metal-to-metal moving parts
- No maintenance ever required
- Handle clearly shows ball position
- Silicone-free lubricant on all seals
- Chrome plated brass ball for longer life
- Handle stops on body to avoid stresses at stem

Body

- Hot forged sand blasted, external nickel plated brass body and cap sealed with Loctite® or equivalent threads sealant
- The valve body includes a tapped downstream depressurization venting outlet to direct exhaust air or assemble mufflers for noise control
- Finest brass according to EN 12165 and EN 12164 (formerly DIN 17660 and UNI 5705-65) specifications

Stem

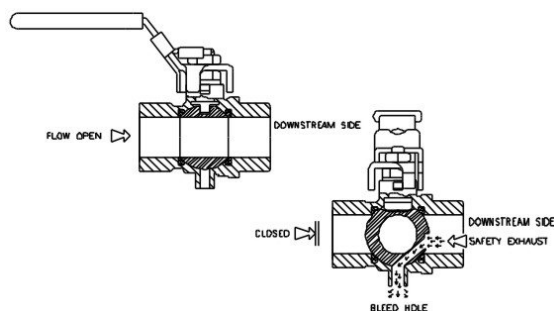
- Blowout-proof nickel plated brass stem
- Two FPM O-rings at the stem for maximum safety

Sealing

- Molybdenum filled PTFE self-lubricating seats with flexible-lip design

Threads

- EN 10226-1, ISO 228 parallel female by female threads



Flow

- Full port to DIN 3357 for maximum flow

Handle

- Geomet® carbon steel lockable handle patent n. 7074-B/90 with thick PVC dip coating. Handle coating offers both thermal and electrical protection
- Handle removable with valve in service

Working pressure & temperature

- 14 Bar (200 PSI) non-shock cold working pressure
- -10°C (+15°F)/ +100°C (+210°F)
- **WARNING:** freezing of the fluid in the installation may severely damage the valve

Options

- AISI 430 stainless steel handle
- Non-locking Geomet® carbon steel lever handle
- ISO 7/1 BSPT taper threads
- NPT taper ANSI B.1.20.1 threads
- Safety pin
- Muffler, hose

Upon request

- AISI 316 stainless steel ball
- Custom design
- T-handle

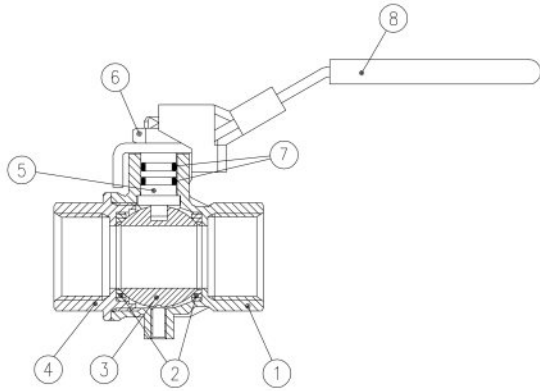
PED directive

- The product described in this document meets the requirements of PED Directive 2014/68/UE and according to art.4 par.3, it does not require CE marking; it cannot be used with dangerous gases in sizes larger than 25 mm

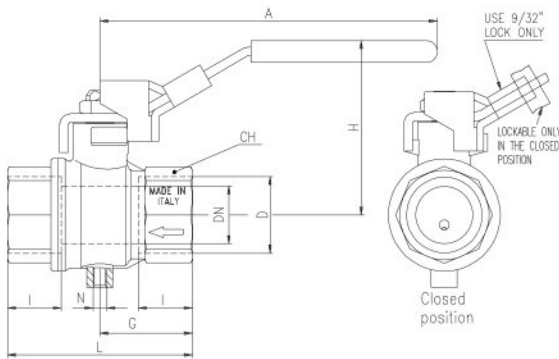
Approved by or in compliance with

- GOST-R (Russia)
- Hygiene and epidemic center in Moscow city (Russia)
- RoHS Compliant (EU)
- Osha Compliant

NOTE: approvals apply to specific configurations/sizes only.



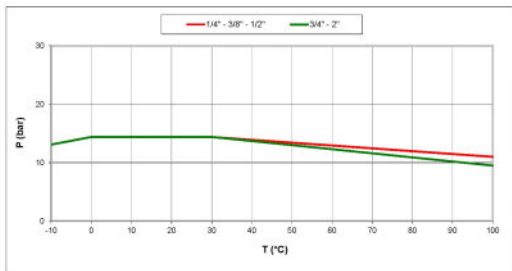
	PART DESCRIPTION	Q.TY	MATERIAL
1	Nickel plated body (external treatment)	1	CW617N
2	Seat	2	PTFE molybdenum filled
3	Chrome plated ball	1	CW617N
4	Nickel plated end-cap (external treatment)	1	CW617N
5	Nickel plated stem O-Ring design	1	CW617N
6	Geomet® nut	1	CB4FF
7	O-Ring	2	FPM
8	Light blue PVC coated Geomet® steel lockable handle	1	DD11



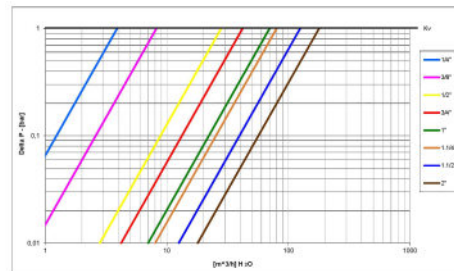
Code	S93B00	S93C00	S93D00	S93E00	S93F00	S93G00	S93H00	S93I00
D (inch)	1/4	3/8	1/2	3/4	1	1 1/4	1 1/2	2
DN (mm)	8	10	15	20	25	32	40	50
I (mm)	12	12	15.5	17	21	23	23	26.5
L (mm)	45	45	59	64	81	93	102	121
G (mm)	22.5	22.5	29.5	32	40.5	46.5	51	60.5
A (mm)	96	96	96	117	117	156.5	156.5	156.5
H (mm)	46	46	51	59	63	77	83	90
CH (mm)	20	20	25	31	40	49	54	68.5
N	M5			G 1/4"				

DN shows the nominal flow diameter. Actual flow diameter complies with full port DIN 3357 part 4.

Pressure-temperature chart



Pressure drop chart



Ask for additional information on the whole range of **RuB** products and consult with your supplier for special applications.

RuB endeavors to provide comprehensive information about the installation, maintenance and operation of its products. For more details or clarification, please contact us. **RuB** reserves the right to change or modify product design, construction, specifications, materials or the information herein without prior notice and without incurring any obligation to make such changes and modifications on **RuB** products previously or subsequently sold. Content of this document is proprietary to **RuB** and it may not be copied in part or in whole without prior written authorization from **RuB**. Recommendations on application design and material selection are based on available technical data and are offered as suggestions only. Pressure and temperature ranges are for generic use of the products. Each user should make his/her own tests to determine the suitability for his/her own particular use. **RuB** offers no express or implied warranties concerning the form, fit, or function of a product in any application. **RuB** does not accept liability for errors or omissions. Any undated reference to a code or standard shall be interpreted as referring to the latest edition. **RuB** and logo are registered trademarks of **Rubinetterie utensilerie BONOMI srl**. Other logos are property of respective owners.