

s.84 EN331 spring return

full port 1/4"-2"

hot forged brass ball valves

Access to fluid systems in public places could potentially convert into costs and safety problems. In order to avoid unattended valves being left open with negative economic or environmental consequences, **RuB** developed the automatic self-closing valve.

The valve can be opened normally by rotating the handle 90° and when the user releases the handle, the valve shuts off automatically. Best solution for service stations, trucks, public areas, gardens. The same features are also useful in industrial applications, where a valve must not be left open unattended.



Quality

- 24h 100% seal test guaranteed
- Dual sealing system allows valve to be operated in either direction making installation easier
- No metal-to-metal moving parts
- No maintenance ever required
- Handle clearly shows ball position
- Silicone-free lubricant on all seals
- Travel stops on body to avoid stresses at stem
- Chrome plated brass ball for longer life with rinse hole

Body

- Hot forged sand blasted, external nickel plated brass body and cap sealed with Loctite® or equivalent thread sealant
- Finest brass according to EN 12165 and EN 12164 (formerly DIN 17660 and UNI 5705-65) specifications

Stem

- Blowout-proof nickel plated brass stem
- Two FPM O-rings at the stem for maximum safety

Sealing

- Pure PTFE self-lubricating seats with flexible-lip design

Threads

- EN 10226-1, ISO 228 parallel female by female threads

Flow

- Full port to DIN 3357 for maximum flow

Handle

- Robust spring ensures auto shutt-off with max pressure in valve
- Geomet® carbon steel handle with thick PVC dip coating. Handle coating offers both thermal and electrical protection

Working pressure & temperature

- 40 Bar (600 PSI) non-shock cold working pressure
- -40°C (-40°F) / +170°C (+350°F)
- **WARNING:** freezing of the fluid in the installation may severely damage the valve

Options

- AISI 430 stainless steel handle
- Taper male by parallel female threads

Upon request

- AISI 316 stainless steel ball
- Custom Design

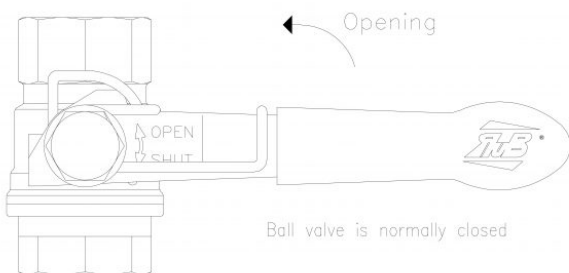
PED Directive

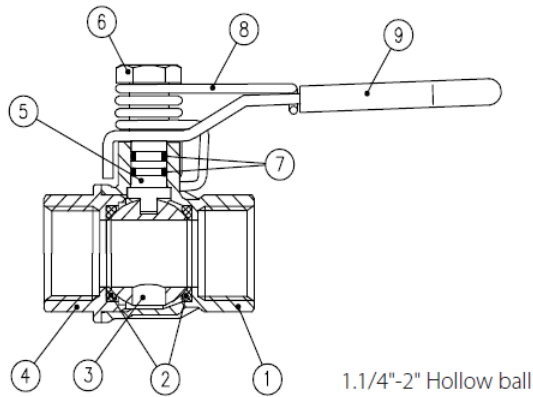
- According to 2014/68/UE module A: it cannot be used with dangerous gases in sizes larger than 25 mm.

Approved by or in compliance with

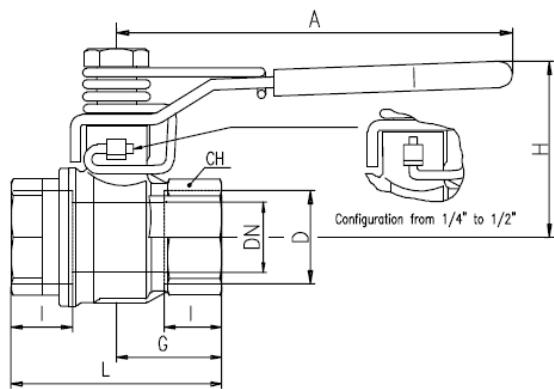
- GOST-R (Russia)
- Hygiene and epidemic center in Moscow city (Russia)
- RoHS Compliant (EU)

NOTE: approvals apply to specific configurations/sizes only.





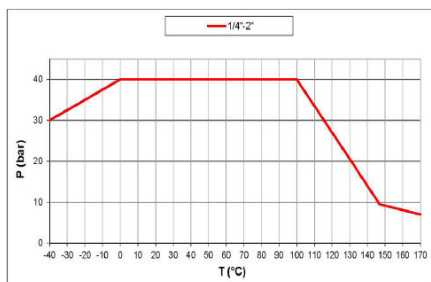
	PART DESCRIPTION	Q.TY	MATERIAL
1	Nickel plated body (external treatment)	1	CW617N
2	Seat	2	PTFE
3	Chrome plated ball with rinse hole (read rinse hole on sizes from 3/4" up to 2")	1	CW617N
4	Nickel plated end-cap (external treatment)	1	CW617N
5	Nickel plated stem O-ring design	1	CW617N
6	Unplated spring nut	1	CW617N
7	O-Ring	2	FPM
8	Spring Return	1	AISI302
9	Yellow PVC coated Geomet® steel handle	1	DD11



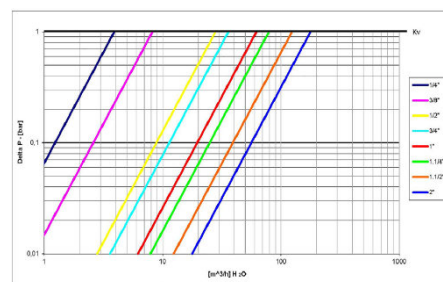
Code	S84B00M	S84C00M	S84D00M	S84E00M	S84F00M	S84G00M	S84H00M	S84I00M
D (Inch)	1/4	3/8	1/2	3/4	1	1 1/4	1 1/2	2
DN (mm)	8	10	15	20	25	32	40	50
I (mm)	12	12	15.5	17	21	23	23	26.5
L (mm)	45	45	59	64	81	93	102	121
G (mm)	22.5	22.5	29.5	32	40.5	46.5	51	60.5
A (mm)	100	100	100	120	120	158	158	158
H (mm)	38	38	43	50	54	73	79	86
CH (mm)	20	20	25	31	40	49	54	68.5

DN shows the nominal flow diameter. Actual flow diameter complies with full port DIN 3357 part 4.
Ball valves are marked CE on handle from 1.1/4" to 2" as follow:
CE XXCODEXX Cat I-A

Pressure-temperature chart



Pressure drop chart



Ask for additional information on the whole range of **RuB** products and consult with your supplier for special applications.

RuB endeavors to provide comprehensive information about the installation, maintenance and operation of its products. For more details or clarification, please contact us. **RuB** reserves the right to change or modify product design, construction, specifications, materials or the information herein without prior notice and without incurring any obligation to make such changes and modifications on **RuB** products previously or subsequently sold. Content of this document is proprietary to **RuB** and it may not be copied in part or in whole without prior written authorization from **RuB**. Recommendations on application design and material selection are based on available technical data and are offered as suggestions only. Pressure and temperature ranges are for generic use of the products. Each user should make his/her own tests to determine the suitability for his/her own particular use. **RuB** offers no express or implied warranties concerning the form, fit, or function of a product in any application. **RuB** does not accept liability for errors or omissions. Any undated reference to a code or standard shall be interpreted as referring to the latest edition. **RuB** and logo are registered trademarks of **Rubinetteria utensilerie BONOMI srl**. Other logos are property of respective owners.