

# Section 7 Plumbing Fittings & Adaptors



# Brass Compression Fittings

Compression fittings are manufactured to BS EN1254-2. Complete with copper olives.

## Couplings



### Straight

Code	Size
CC06	6mm
CC08	8mm
CC10	10mm
CC12	12mm
CC15	15mm
CC22	22mm
CC28	28mm
CC35	35mm
CC42	42mm
CC54	54mm

### Reducing Straight



Code	Size
CC1008	10 x 8mm
CC1208	12 x 8mm
CC1210	12 x 10mm
CC1508	15 x 8mm
CC1510	15 x 10mm
CC1512	15 x 12mm
CC2215	22 x 15mm
CC2815	28 x 15mm
CC2822RC	28 x 22mm
CC3528	35 x 28mm

## Wallplate Elbows



Code	Size
CWP1512	15mm x 1/2"
CWP2212	22mm x 1/2"
CWP2234	22mm x 3/4"

## Blanking Discs



Code	Size
BD08	8mm
BD10	10mm
BD15	15mm
BD22	22mm
BD28	28mm

## Adaptors



### Straight x Male

Code	Size
CCMI2234	22mm x 3/4"
CCMI281	28mm x 1"
CCMI2834	28mm x 3/4"
CCMI35114	35mm x 1.1/4"
CCMI42112	42mm x 1.1/2"
CCMI542	54mm x 2"

### Straight CxFI



Code	Size
CCFI0614	6mm x 1/4"
CCFI0814	8mm x 1/4"
CCFI0838	8mm x 3/8"
CCFI1012	10mm x 1/2"
CCFI1014	10mm x 1/4"
CCFI1038	10mm x 3/8"
CCFI1512	15mm x 1/2"
CCFI1514	15mm x 1/4"
CCFI1534	15mm x 3/4"
CCFI1538	15mm x 3/8"
CCFI221	22mm x 1"
CCFI2212	22mm x 1/2"
CCFI2234	22mm x 3/4"
CCFI281	28mm x 1"
CCFI2834	28mm x 3/4"
CCFI35114	35mm x 1.1/4"
CCFI42112	42mm x 1.1/2"
CCFI542	54mm x 2"

### Straight x Male



Code	Size
CCMI0614	6mm x 1/4"
CCMI0812	8mm x 1/2"
CCMI0814	8mm x 1/4"
CCMI0838	8mm x 3/8"
CCMI1012	10mm x 1/2"
CCMI1014	10mm x 1/4"
CCMI1038	10mm x 3/8"
CCMI1214	12mm x 1/4"
CCMI1238	12mm x 3/8"
CCMI1512	15mm x 1/2"
CCMI1514	15mm x 1/4"
CCMI1534	15mm x 3/4"
CCMI1538	15mm x 3/8"
CCMI221	22mm x 1"
CCMI2212	22mm x 1/2"

## Elbows



### Equal

Code	Size
CE06	6mm
CE08	8mm
CE10	10mm
CE12	12mm
CE15	15mm
CE22	22mm
CE28	28mm
CE35	35mm
CE42	42mm
CE54	54mm

### Reducing Elbow

Code	Size
CE2215	22 x 15mm

### Straight x Male



Code	Size
CEMI0814	8mm x 1/4"
CEMI0838	8mm x 3/8"
CEMI1012	10mm x 1/2"
CEMI1014	10mm x 1/4"
CEMI1038	10mm x 3/8"
CEMI1512	15mm x 1/2"
CEMI1514	15mm x 1/4"
CEMI1534	15mm x 3/4"
CEMI221	22mm x 1"
CEMI2212	22mm x 1/2"
CEMI2234	22mm x 3/4"
CEMI281	28mm x 1"
CEMI35114	35mm x 1.1/4"
CEMI42112	42mm x 1.1/2"
CEMI542	54mm x 2"

### Straight x Female



Code	Size
CEFI0814	8mm x 1/4"
CEFI0838	8mm x 3/8"
CEFI1012	10mm x 1/2"
CEFI1014	10mm x 1/4"
CEFI1038	10mm x 3/8"
CEFI1512	15mm x 1/2"
CEFI1514	15mm x 1/4"
CEFI1534	15mm x 3/4"
CEFI221	22mm x 1"
CEFI2212	22mm x 1/2"
CEFI2234	22mm x 3/4"
CEFI281	28mm x 1"
CEFI35114	35mm x 1.1/4"
CEFI42112	42mm x 1.1/2"
CEFI542	54mm x 2"

# Brass Compression Fittings

## Tees



### Equal


Code	Size
CT06	6mm
CT08	8mm
CT10	10mm
CT12	12mm
CT15	15mm
CT22	22mm
CT28	28mm
CT35	35mm
CT42	42mm
CT54	54mm

## Reducing Female



Code	Size
CTFI1512	15mm x 15mm x 1/2"
CTFI2212	22mm x 22mm x 1/2"
CTFI2234	22mm x 22mm x 3/4"

## Reducing Tees



Code	A	B	C
CT112	15	15	22
CT211	22	15	15
CT212	22	15	22
CT221	22	22	15
CT22228	22	22	28
CT28128	28	15	28
CT2815	28	28	15
CT2822	28	28	22
CT28222	28	22	22
CT28228	28	22	28
CT3515	35	35	15
CT3522	35	35	22
CT3528	35	35	28
CT4235	42	42	35

## Tank Connectors



### Tank Connectors & Washers

Code	Size
CTC15	15mm
CTC22	22mm
CTC28	28mm
CTC35	35mm
CTC42	42mm
CTC54	54mm

## Tap Connectors

- Includes washer



### Straight

Code	Size
CTC1512	15mm x 1/2"
CTC1534	15mm x 3/4"
CTC2234	22mm x 3/4"

### Bent

CBT1512	15mm x 1/2"
CBT2234	22mm x 3/4"

## Stopends



Code	Size
CEC08	8mm
CEC10	10mm
CEC12	12mm
CEC15	15mm
CEC22	22mm
CEC28	28mm
CEC35	35mm
CEC42	42mm
CEC54	54mm

## Internal Reducing Sets

3 Piece



Code	Size
CR1006	10 x 6mm
CR1008	10 x 8mm
CR1508	15 x 8mm
CR1510	15 x 10mm
CR1512	15 x 12mm
CR2215	22 x 15mm
CR2815	28 x 15mm
CR2822	28 x 22mm
CR3515	35 x 15mm
CR3522	35 x 22mm
CR3528	35 x 28mm
CR4215	42 x 15mm
CR4228	42 x 28mm
CR4235	42 x 35mm
CR5415	54 x 15mm
CR5422	54 x 22mm
CR5428	54 x 28mm
CR5435	54 x 35mm
CR5442	54 x 42mm

1 Piece

CR1510P1	15 x 10mm
----------	-----------

## Olives



### Copper

Code	Size	Code	Size
CO1008C	8mm	CO1008B	8mm
CO1010C	10mm	CO1010B	10mm
CO1012C	12mm	CO1012B	12mm
CO1015C	15mm	CO1015B	15mm
CO1020C	20mm	CO1020B	20mm
CO1022C	22mm	CO1022B	22mm
CO1025C	25mm	CO1025B	25mm
CO1028C	28mm	CO1028B	28mm
CO1035C	35mm	CO1035B	35mm
CO1042C	42mm	CO1042B	42mm
CO1054C	54mm	CO1054B	54mm
CO1034C	3/4"	CO1034B	3/4"

### Brass

## Compression Nuts



Code	Size
CN1008	8mm
CN1010	10mm
CN1015	15mm
CN1022	22mm
CN1028	28mm
CN1035	35mm

# Chrome Plated Compression Fittings

Compression fittings are manufactured to BS EN1254-2. Complete with copper olives.

## Couplings



### Straight

Code	Size
CPC15	15mm
CPC22	22mm
CPC28	28mm

## Adaptors



### Male C x MI

Code	Size
CPMI1512	15mm x 1/2"
CPMI221	22mm x 1"
CPMI2234	22mm x 3/4"



### Female C x MI

Code	Size
CPFI1512	15mm x 1/2"
CPFI1534	15mm x 3/4"
CPFI221	22mm x 1"
CPFI2212	22mm x 1/2"
CPFI2234	22mm x 3/4"

## Stopends



Code	Size
CPEC15	15mm
CPEC22	22mm
CPEC28	28mm

## Elbows



### Equal

Code	Size
CPE15	15mm
CPE22	22mm
CPE28	28mm



### Male C x MI

Code	Size
CPME1512	15mm x 1/2"
CPME221	22mm x 1"
CPME2234	22mm x 3/4"



### Female C x FI

Code	Size
CPFE1512	15mm x 1/2"
CPFE1534	15mm x 3/4"
CPFE2234	22mm x 3/4"
CPFE221	22mm x 1"



### Wall Plate

Code	Size
CPWP15	15mm x 1/2"
CPWP2234	22mm x 3/4"

## Tees



### Equal

Code	Size
CPT15	15mm
CPT22	22mm
CPT28	28mm

### Reducing

Code	Size
CPT221	22 x 22 x 15mm

## Tap Connectors

- Includes washer



### Straight

Code	Size
CPTC1512	15mm x 1/2"
CPTC2234	22mm x 3/4"



### Bent

Code	Size
CPBT1512	15mm x 1/2"

# End Feed Fittings

Manufactured to BS EN1254-1

## Couplings



### Straight

Code	Size
EFC08	8mm
EFC10	10mm
EFC12	12mm
EFC15	15mm
EFC22	22mm
EFC28	28mm
EFC35	35mm
EFC42	42mm
EFC54	54mm
EFC67	67mm
EFC76	76mm

### Slip Couplers

Code	Size
EFCS15	15mm
EFCS22	22mm
EFCS28	28mm
EFCS35	35mm
EFCS42	42mm
EFCS54	54mm

## Adaptors



### Male CxMI

Code	Size
EFMI1514	15mm x 1/4"
EFMI1512	15mm x 1/2"
EFMI2234	22mm x 3/4"
EFMI281	28mm x 1"



### Female CxFI

Code	Size
EFFI1514	15mm x 1/4"
EFFI1512	15mm x 1/2"
EFFI2234	22mm x 3/4"
EFFI281	28mm x 1"

## Fitting Reducer



Code	Size
EFR1008	10 x 8mm
EFR1210	12 x 10mm
EFR1508	15 x 8mm
EFR1510	15 x 10mm
EFR1512	15 x 12mm
EFR2215	22 x 15mm
EFR2815	28 x 15mm
EFR2822	28 x 22mm
EFR3515	35 x 15mm
EFR3522	35 x 22mm
EFR3528	35 x 28mm
EFR4215	42 x 15mm
EFR4222	42 x 22mm
EFR4228	42 x 28mm
EFR4235	42 x 35mm
EFR5415	54 x 15mm
EFR5422	54 x 22mm
EFR5428	54 x 28mm
EFR5435	54 x 35mm
EFR5442	54 x 42mm
EFR6735	67 x 35mm
EFR6742	67 x 42mm
EFR6754	67 x 54mm
EFR7635	76 x 35mm
EFR7642	76 x 42mm
EFR7654	76 x 54mm
EFR7667	76 x 67mm
EFR10867	108 x 67mm
EFR10876	108 x 76mm



## Reducer

Code	Size
EF1008	10 x 8mm
EF1508	15 x 8mm
EF1510	15 x 10mm
EF1512	15 x 12mm
EF2215	22 x 15mm
EF2815	28 x 15mm
EF2822	28 x 22mm
EF3515	35 x 15mm
EF3522	35 x 22mm
EF3528	35 x 28mm
EF4215	42 x 15mm
EF4222	42 x 22mm
EF4228	42 x 28mm
EF4235	42 x 35mm
EF5422	54 x 22mm
EF5428	54 x 28mm
EF5435	54 x 35mm
EF5442	54 x 42mm

## Imperial x Metric



Code	Size
EFA1512	15mm x 1/2"
EFA2234	22mm x 3/4"
EFA281	28mm x 1"
EFA35114	35mm x 1.1/4"

## End Caps



Code	Size
EFEC08	8mm
EFEC10	10mm
EFEC15	15mm
EFEC22	22mm
EFEC28	28mm
EFEC35	35mm
EFEC42	42mm
EFEC54	54mm

## Tap Connectors

- Includes washer



### Straight

Code	Size
EFT1512	15mm x 1/2"
EFT1534	15mm x 3/4"
EFT2234	22mm x 3/4"

### Bent

Code	Size
EFBT1512	15mm x 1/2"
EFBT1534	15mm x 3/4"
EFBT2234	22mm x 3/4"

## Tank Connectors



Code	Size
EFTC15	15mm
EFTC22	22mm
EFTC28	28mm

# End Feed Fittings

## Elbows



### 90° Equal

Code	Size
EFE08	8mm
EFE10	10mm
EFE12	12mm
EFE15	15mm
EFE22	22mm
EFE28	28mm
EFE35	35mm
EFE42	42mm
EFE54	54mm
EFE67	67mm
EFE76	76mm
EFE108	108mm



### 45° Equal

Code	Size
EFOE15	15mm
EFOE22	22mm
EFOE28	28mm
EFOE35	35mm
EFOE42	42mm
EFOE54	54mm
EFOE67	67mm
EFOE76	76mm
EFOE108	108mm



### Male CxMI

Code	Size
EFME1512	15mm x 1/2"
EFME2234	22mm x 3/4"



### Female CxFI

Code	Size
EFFE1512	15mm x 1/2"
EFFE2234	22mm x 3/4"



### Wall Plate

Code	Size
EFBP15	15mm x 1/2"



### 90° Street

Code	Size
EFSE10	10mm
EFSE12	12mm
EFSE15	15mm
EFSE22	22mm
EFSE28	28mm
EFSE35	35mm
EFSE42	42mm
EFSE54	54mm

### 45° Street

Code	Size
EOFSE15	15mm
EOFSE22	22mm
EOFSE28	28mm
EOFSE35	35mm
EOFSE42	42mm
EOFSE54	54mm

## Long Radius Bends



### 90° Equal

Code	Size
EFBE15	15mm
EFBE22	22mm
EFBE28	28mm
EFBE42	42mm



### 90° Street

Code	Size
EFBSE15	15mm
EFBSE28	28mm
EFBSE42	42mm

## Crossovers



### Full

Code	Size
EFCR15	15mm
EFCR22	22mm




### Part

Code	Size
EFPC15	15mm
EFPC22	22mm

## Tees

### Equal

Code	Size
EFT08	8mm
EFT10	10mm
EFT12	12mm
EFT15	15mm
EFT22	22mm
EFT28	28mm
EFT35	35mm
EFT42	42mm
EFT54	54mm
EFT67	67mm
EFT76	76mm
EFT108	108mm



### Reducing Tees

Code	A	B	C
EFT1010	15	10	10mm
EFT1110	15	15	10mm
EFT1112	15	15	12mm
EFT112	15	15	22mm
EFT211	22	15	15mm
EFT212	22	15	22mm
EFT221	22	22	15mm
EFT2228	22	22	28mm
EFT28122	28	15	22mm
EFT28128	28	15	28mm
EFT2815	28	28	15mm
EFT28155	28	15	15mm
EFT28215	28	22	15mm
EFT2822	28	28	22mm
EFT28222	28	22	22mm
EFT28228	28	22	28mm
EFT35135	35	15	35mm
EFT3515	35	35	15mm
EFT322	35	35	22mm
EFT35235	35	22	35mm
EFT3528	35	35	28mm
EFT35335	35	28	35mm
EFT4215	42	42	15mm
EFT4222	42	42	22mm
EFT4228	42	42	28mm
EFT42342	42	28	42mm
EFT4235	42	42	35mm
EFT42435	42	35	35mm
EFT5415	54	54	15mm
EFT5422	54	54	22mm
EFT5428	54	54	28mm
EFT5435	54	54	35mm
EFT5442	54	54	42mm
EFT54554	54	42	54mm

# Solder Ring Fittings

• Manufactured to BS EN1254-1

• Lead free solder

## Couplings



### Straight

Code	Size
SRC08	8mm
SRC10	10mm
SRC12	12mm
SRC15	15mm
SRC22	22mm
SRC28	28mm
SRC35	35mm
SRC42	42mm
SRC54	54mm

### Slip Couplers

Code	Size
SRCS15	15mm
SRCS22	22mm
SRCS28	28mm
SRCS35	35mm
SRCS42	42mm
SRCS54	54mm

### Imperial x Metric



Code	Size
SRA1512	15mm x 1/2"
SRA2234	22mm x 3/4"
SRA35114	35mm x 1.1/4"

## Adaptors



### Male CxMI

Code	Size
SRMI1514	15mm x 1/4"
SRMI1512	15mm x 1/2"
SRMI2234	22mm x 3/4"
SRMI281	28mm x 1"



### Female CxFI

Code	Size
SRFI1512	15mm x 1/2"
SRFI2234	22mm x 3/4"
SRFI281	28mm x 1"

### Fitting Reducer



Code	Size
SRR1008	10 x 8mm
SRR1508	15 x 8mm
SRR1510	15 x 10mm
SRR1512	15 x 12mm
SRR2215	22 x 15mm
SRR2815	28 x 15mm
SRR2822	28 x 22mm
SRR3515	35 x 15mm
SRR3522	35 x 22mm
SRR3528	35 x 28mm
SRR4215	42 x 15mm
SRR4222	42 x 22mm
SRR4228	42 x 28mm
SRR4235	42 x 35mm
SRR5422	54 x 22mm
SRR5428	54 x 28mm
SRR5435	54 x 35mm
SRR5442	54 x 42mm

### Reducer



Code	Size
SR1008	10 x 8mm
SR1508	15 x 8mm
SR1510	15 x 10mm
SR1512	15 x 12mm
SR2215	22 x 15mm
SR2815	28 x 15mm
SR2822	28 x 22mm
SR3515	35 x 15mm
SR3522	35 x 22mm
SR3528	35 x 28mm
SR4215	42 x 15mm
SR4222	42 x 22mm
SR4228	42 x 28mm
SR4235	42 x 35mm
SR5422	54 x 22mm
SR5428	54 x 28mm
SR5435	54 x 35mm
SR5442	54 x 42mm

## Elbows



### 90° Equal

Code	Size
SRE08	8mm
SRE10	10mm
SRE12	12mm
SRE15	15mm
SRE22	22mm
SRE28	28mm
SRE35	35mm
SRE42	42mm
SRE54	54mm



### 45° Equal

Code	Size
SROE15	15mm
SROE22	22mm
SROE28	28mm
SROE35	35mm
SROE42	42mm
SROE54	54mm

### 90° Street

Code	Size
SRSE15	15mm
SRSE22	22mm
SRSE28	28mm



### Male CxMI

Code	Size
SRME1512	15mm x 1/2"
SRME2234	22mm x 3/4"



### Female CxFI

Code	Size
SRFE1512	15mm x 1/2"



### Wall Plate

Code	Size
SRBP15	15mm x 1/2"


# Solder Ring Fittings

## Tees



### Equal

Code	Size
SRT08	8mm
SRT10	10mm
SRT12	12mm
SRT15	15mm
SRT22	22mm
SRT28	28mm
SRT35	35mm
SRT42	42mm
SRT54	54mm



### Reducing

Code	A	B	C
SRT112	15	15	22mm
SRT1510	15	15	10mm
SRT211	22	15	15mm
SRT212	22	15	22mm
SRT221	22	22	15mm
SRT22228	22	22	28mm
SRT28115	28	15	15mm
SRT28128	28	15	28mm
SRT2815	28	28	15mm
SRT2822	28	28	22mm
SRT28222	28	22	22mm
SRT28228	28	22	28mm
SRT3515	35	35	15mm
SRT3522	35	35	22mm
SRT3528	35	35	28mm
SRT4215	42	42	15mm
SRT4222	42	42	22mm
SRT4228	42	42	28mm
SRT4235	42	42	35mm
SRT5422	54	54	22mm
SRT5428	54	54	28mm
SRT5435	54	54	35mm
SRT5442	54	54	42mm


## End Caps



Code	Size
SREC08	8mm
SREC10	10mm
SREC15	15mm
SREC22	22mm
SREC28	28mm
SREC35	35mm
SREC42	42mm
SREC54	54mm

## Tap Connectors

- Includes washer



### Straight

Code	Size
SRT1512	15mm x 1/2"
SRT1534	15mm x 3/4"
SRT2234	22mm x 3/4"

- Includes washer



### Bent

Code	Size
SRBT1512	15mm x 1/2"

## Crossovers



### Full

Code	Size
SRCR15	15mm
SRCR22	22mm

## Click Fix

The one stop fix to a leaking pipe

- No pipe cutting
- Useful in awkward places
- Seals holes in 15mm pipe



Code	Size
CLFIX15	15mm

## Pipe Cowl

The Quickest, neatest, simplest and lowest cost installation solution for pressure relief termination.

- Manufactured to EN1254
- Patented



Code	Size
SRPC15	15mm
SRPC22	22mm
SRPC15EXT	15mm extended



# Brass Fittings

## Nipples



### Hexagon

Code	Size
BN18	1/8"
BN14	1/4"
BN38	3/8"
BN12	1/2"
BN34	3/4"
BN1	1"
BN114	1.1/4"
BN112	1.1/2"
BN2	2"



### Running

Code	Size
BNR18	1/8"
BNR14	1/4"
BNR38	3/8"
BNR12	1/2"
BNR34	3/4"
BNR1	1"

### Running 4" Long

Code	Size
BNR12L4	1/2"
BNR34L4	3/4"



### Barrel

Code	Size
BNB18	1/8"
BNB14	1/4"
BNB38	3/8"
BNB12	1/2"
BNB34	3/4"
BNB1	1"
BNB114	1.1/4"
BNB112	1.1/2"

## Sockets



Code	Size
BS18	1/8"
BS14	1/4"
BS38	3/8"
BS12	1/2"
BS34	3/4"
BS1	1"
BS114	1.1/4"

## Caps



Code	Size
BC18	1/8"
BC14	1/4"
BC38	3/8"
BC12	1/2"
BC34	3/4"
BC1	1"
BC114	1.1/4"
BC112	1.1/2"
BC2	2"

### Chrome Plated

Code	Size
CPBC12	1/2"

## Flanged Backnuts



Code	Size
BK38	3/8"
BK12	1/2"
BK34	3/4"
BK1	1"
BK114	1.1/4"
BK112	1.1/2"
BK2	2"

## Flanged Plugs



Code	Size
BP18	1/8"
BP14	1/4"
BP38	3/8"
BP12	1/2"
BP34	3/4"
BP1	1"
BP114	1.1/4"
BP112	1.1/2"
BP2	2"

## Hexagon Reducing Bushes



Code	Size
BB1418	1/4" x 1/8"
BB3818	3/8" x 1/8"
BB3814	3/8" x 1/4"
BB1218	1/2" x 1/8"
BB1214	1/2" x 1/4"
BB1238	1/2" x 3/8"
BB3438	3/4" x 3/8"
BB3414	3/4" x 1/4"
BB3412	3/4" x 1/2"
BB3458	3/4" x 5/8"
BB112	1 x 1/2"
BB134	1" x 3/4"
BB11412	1.1/4" x 1/2"
BB11434	1.1/4" x 3/4"
BB1141	1.1/4" x 1"
BB11214	1.1/2" x 1/4"
BB11212	1.1/2" x 1/2"
BB11234	1.1/2" x 3/4"
BB1121	1.1/2" x 1"
BB234	2" x 3/4"
BB21	2" x 1"
BB2114	2" x 1.1/4"
BB2112	2" x 1.1/2"

### Chrome Plated

Code	Size
CPBB3412	3/4" x 1/2"

# Brass Fittings

## Elbows



### FxF

Code	Size
BE18FF	1/8"
BE14FF	1/4"
BE38FF	3/8"
BE12FF	1/2"
BE34FF	3/4"
BE1FF	1"



### MxF

Code	Size
BE18MF	1/8"
BE14MF	1/4"
BE38MF	3/8"
BE12MF	1/2"
BE34MF	3/4"
BE1MF	1"

## Tees



### Female

Code	Size
BT18	1/8"
BT14	1/4"
BT38	3/8"
BT12	1/2"
BT34	3/4"
BT1	1"

## Unions



### 3 Part

Code	Size
BF450	1/4" FxF
BF451	1/4" MxF

## Extension Pieces



- Chrome plated

### MxF

Code	Size
CPEX25	1/2" x 1/2" x 25mm
CPEX50	1/2" x 1/2" x 50mm
CPEX75	1/2" x 1/2" x 75mm
CPEX100	1/2" x 1/2" x 100mm

## Tap Extensions



### MxF

Code	Size
BE12	1/2"
BE34	3/4"

## Tap Adaptors



For conversion of old style garden and washing machine taps to 3/4" standard size.

### MxFxF

Code	Size
BB341258	3/4" x 5/8" x 1/2"

## Manifolds



### 2 Port, Inlet x Outlet

Code	Size
BMF2282	22mm x 8mm
BMF22102	22mm x 10mm

### 3 Port, Inlet x Outlet

Code	Size
BMF2283	22mm x 8mm
BMF22103	22mm x 10mm

### 4 Port, Inlet x Outlet

Code	Size
BMF2284	22mm x 8mm
BMF22104	22mm x 10mm

## Hose Tails



### Hose tail x BSPT Male

Code	Size
SF150	1/8" x 1/8"
SF155	1/8" x 1/4"
SF158	1/8" x 3/8"
SF160	1/4" x 1/8"
SF165	1/4" x 1/4"
SF170	1/4" x 5/16"
SF175	1/4" x 3/8"
SF180	1/4" x 1/2"
SF185	3/8" x 1/4"
SF190	3/8" x 3/8"
SF200	3/8" x 1/2"
SF205	1/2" x 1/4"
SF210	1/2" x 3/8"
SF211	1/2" x 5/16"
SF215	1/2" x 1/2"
SF220	1/2" x 5/8"
SF225	1/2" x 3/4"
SF230	3/4" x 1/2"
SF235	3/4" x 3/4"
SF240	3/4" x 1"
SF244	1" x 1/2"
SF245	1" x 3/4"
SF250	1" x 1"
SF265	1.1/4" x 1/4"
SF266	1.1/4" x 1
SF270	1.1/2" x 1.1/2"
SF275	2" x 2"

## Hose Joiners



Code	Size
SF355	1/4"
SF360	3/8"
SF365	1/2"
SF370	3/4"
SF375	1"