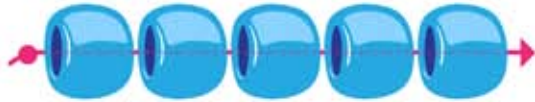


Adding the bead stopper

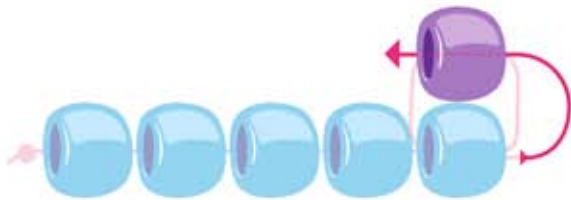
Place a stopper bead 12 inches from your thread tail.
Place a bead on thread and loop back through it. Pull.



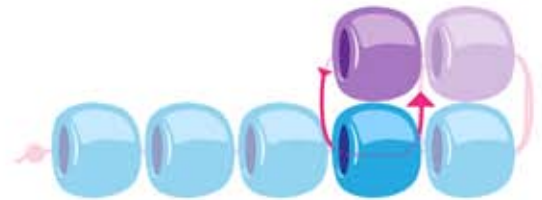
1 Add the stopper. Thread on 5 beads.



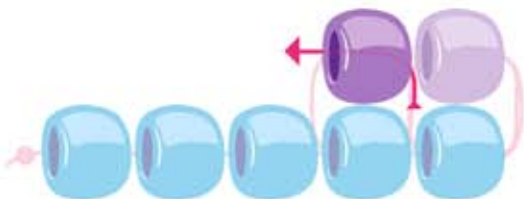
2 Pick up 1 bead and go back through the last bead in the first row.



3 Go back through the bead you just added in the second row.



4 Pick up 1 bead and go back through the 2nd bead in the 1st row.



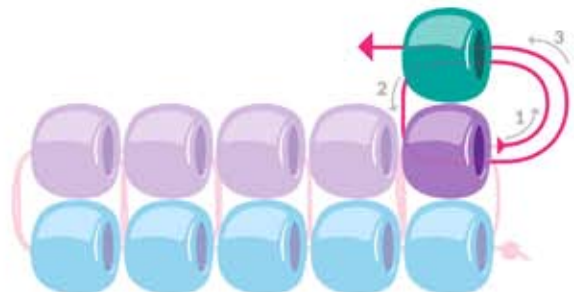
5 Go back through the bead you just added.



6 Repeat until you have completed the second row.



7 Flip your bead work over.



8 Continue 3rd row exactly the same way you did the 2nd row.