

Aim True Cell Phone Charm

Project C1000

Designer: Megan Milliken

A little sterling silver cupid aims at you from a red cell phone strap. The charm is accented with a sterling silver heart and a Swarovski crystal bead.




What You'll Need

Cell Phone Strap For Charms Red / Sterling Silver Ring (1)



SKU: FCR-4022
Project uses 1 piece

Sterling Silver Head Pins 22 Gauge 1 Inch (20)




SKU: FHP-02310
Project uses 1 piece

Sterling Silver Open Jump Rings Oval 4x6mm 20 Gauge (20)



SKU: FJR-03964
Project uses 1 piece

Sterling Silver Charm Sleek Puff Heart 11mm



SKU: PND-1234
Project uses 1 piece

Sterling Silver Charm Cupid With Arrow 22mm x 13mm



SKU: PND-1274
Project uses 1 piece


SWAROVSKI ELEMENTS Crystal Bicones 5328 4mm Light Siam Beads (50)



SKU: SWBB-1485
Project uses 1 piece


Specialized Tools

Beadsmith Jeweller's Micro Pliers Chain Nose Flat Nose



SKU: XTL-5511

Wubbers Classic Series Bent Chain Nose Quality Jeweller's Pliers



SKU: XTL-0036

Beadsmith Jewelry Fine Round Nose Micro Pliers



SKU: XTL-5514

Xuron Sharp Flush Cutter Pliers - Wire/Soft Flex



SKU: XTL-5600

Instructions:

1. Insert the sterling silver 1" 22 gauge head pin into the light siam 4 mm bicone Swarovski crystal bead. Using the round nose pliers, create a simple wire loop after the bead. Trim the excess with flush cutters.
2. Open the jump ring on the cell phone strap and attach the cupid charm, then close the jump ring back up.
3. Hang the heart charm onto the cell phone strap jump ring via the jump ring that comes with it.
4. Use the extra sterling silver 4x6 mm 20 gauge jump ring to hang the crystal from the cell phone strap jump ring.

Variations

Use a black cell phone strap instead and change up the color and shape of the Swarovski crystal bead to suit your style.

When substituting in items, pay attention to sizes and styles to make sure all your pieces will fit together.

