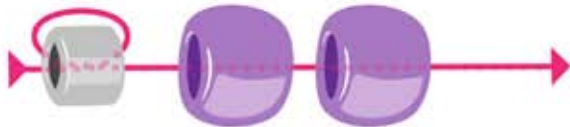
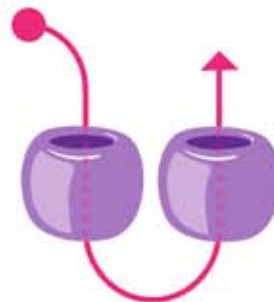


Ladder Stitch



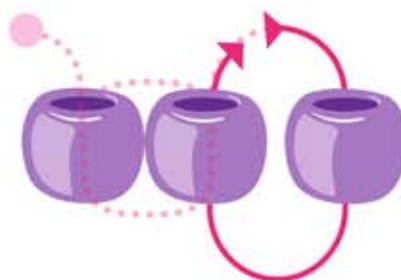
1 Add the bead stopper & string two beads



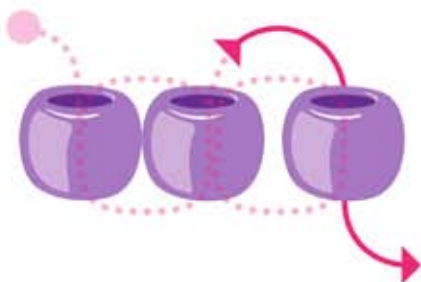
2 Sit the two beads next to each other



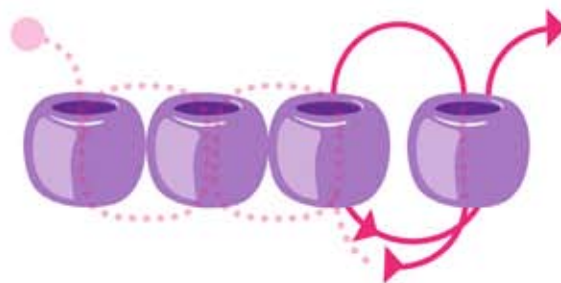
3 Pass through 1st bead and back through the 2nd bead



4 Add the 3rd bead and go through the 2nd bead



5 Go back through 3rd bead



6 Add a 4th bead and go through the 3rd bead and back through the 4th bead

Adding the bead stopper

Place a stopper bead 12 inches from your thread tail. Place a bead on thread and loop back through it. Pull.

