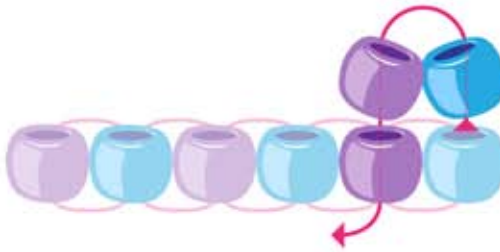
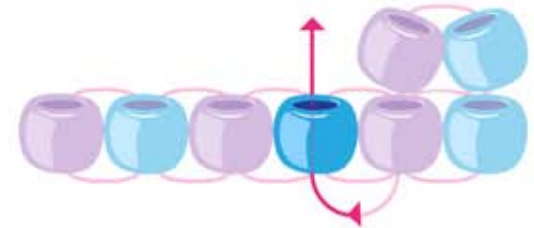




1 Begin with a ladder stitch base row.



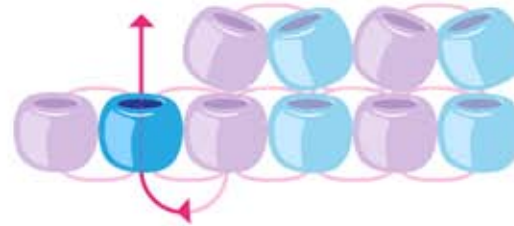
2 Add 2 beads and sew down through the bead below.



3 Sew up through the next bead in the base row.



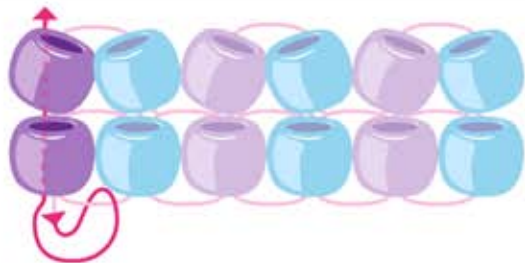
4 Add 2 more beads and sew down through the bead below.



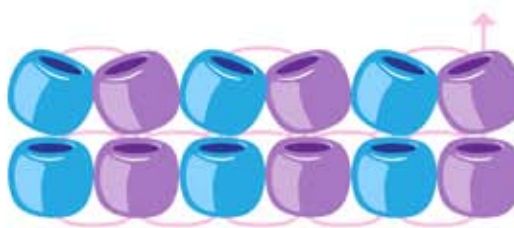
5 Sew up through the next bead in the base row.



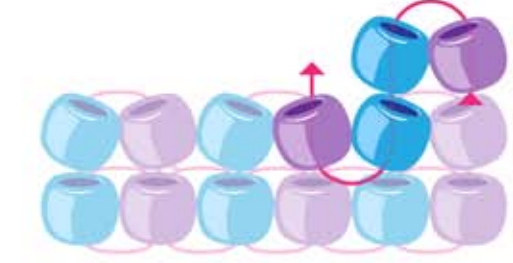
6 Add 2 more beads and sew down through the bead below.



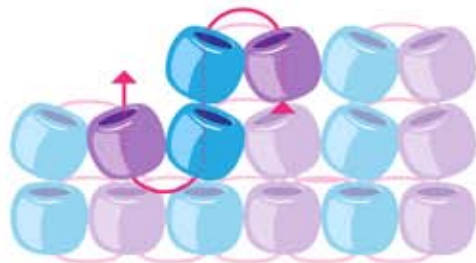
7 Pass your needle through the thread bridge and sew back up through the last column.



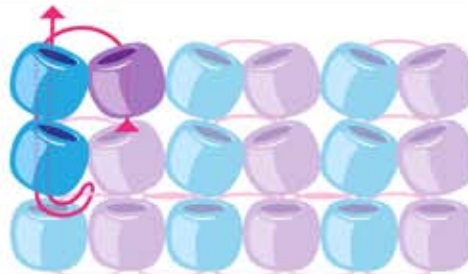
8 Flip the piece over so you're always working in the same direction.



9 Add 2 beads and sew down. Sew up through the next bead.



10 Add 2 more beads and sew down. Sew up through the next bead.



11 Add 2 more beads and sew down. Pass your needle through the thread bridge and sew back up through the last column.



12 Flip the piece over so you're always working in the same direction.