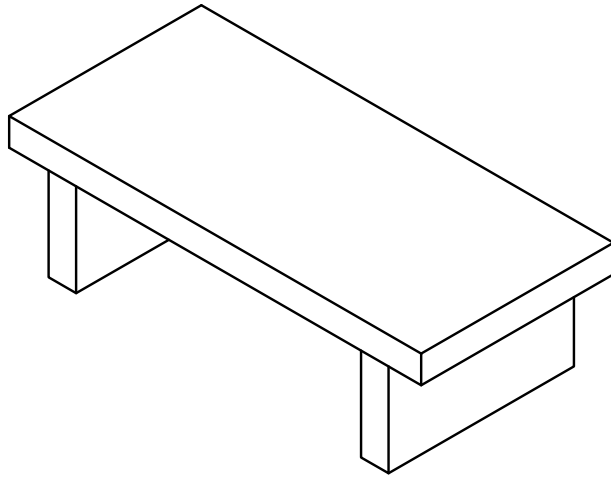


DIY Series

Introducing our very first D.I.Y. series - flatpack solid wood furniture. *Timber Actually* initiated this series with the intention to make solid wood furniture as accessible as possible for every household. Various parts can be mixed and matched to form different furniture pieces that are suited to the different needs of your dream home. It is also easy to assemble with basic tools and easy-to-follow instructions.

The flatpack solid wood furniture is designed to offer you a stable platform by using 100% sustainable source of solid wood material from Singapore local tree. The fabrication process of the furniture also adopts techniques that minimizes wastage, giving rise to a very affordable rate!

Ascent Stepping Stool



The Ascent Stepping Stool is a robust and long-lasting furniture item designed to assist in reaching greater heights in various situations. Its practical functionality and artisanal design make it an ideal vintage decorative piece for any setting.

Dimension:

Top thickness: 40mm

Leg Height: 140mm

Width & Length: 280mm x 400mm / 280mm x 600mm / 280mm x 900mm

Assembly Options

Pre-Assemble - You will receive finished product, QC by us including glue applied, touch-up of any defects. No warranty for wear & tear.

DIY/Self-Assemble - You will receive material parts in loose including rubber pad which allowed you to assemble by yourself. Please purchase with a rubber mallet if you do not have one. No warranty for wear & tear during or after assembly.

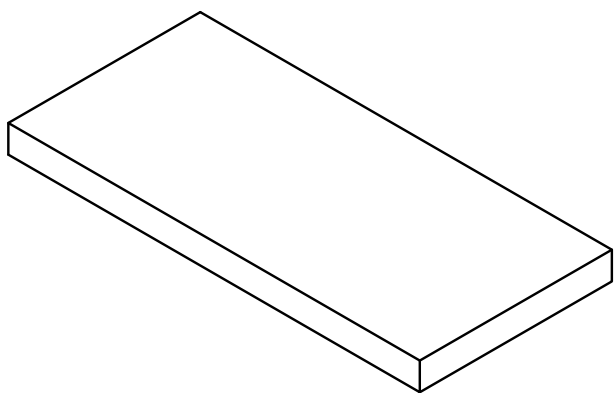
Buy accessories here

[Link to Tools Website page](#)

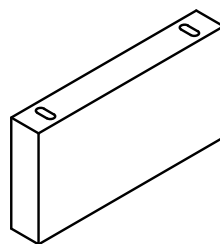
Assembly Instructions

[Download link](#)

Assembly Manual



Stepping Stool Top



2x Stepping Stool Leg




4x 95mm Domino

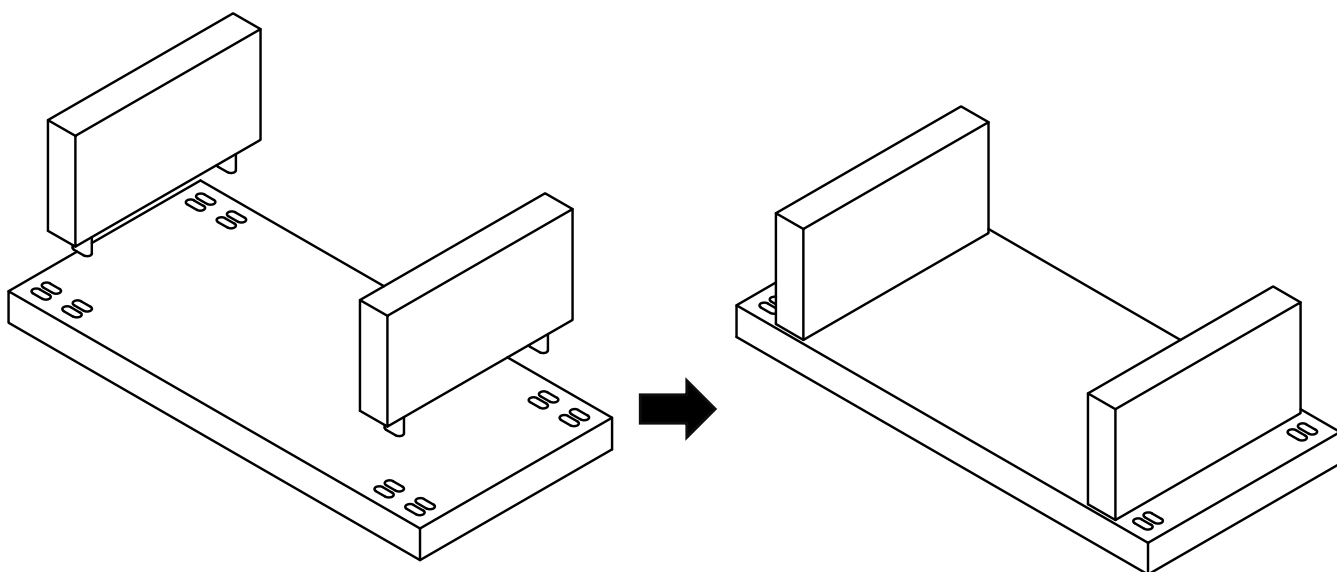


Rubber Mallet

① Gather all parts & accessories needed.



② Insert dominos into stepping stool legs by using a rubber mallet.
(Safety Note: Beware of hitting your fingers)



③ Place table top upside down (domino holes facing upwards) and insert stepping stool legs with rubber mallet and your Ascent Stepping Stool is assembled!
(Safety Note: Beware of hitting your fingers)

⚠ CAUTION



BEWARE OF HITTING FINGERS

Be cautious, stay focus and avoid distractions while building your side table.