



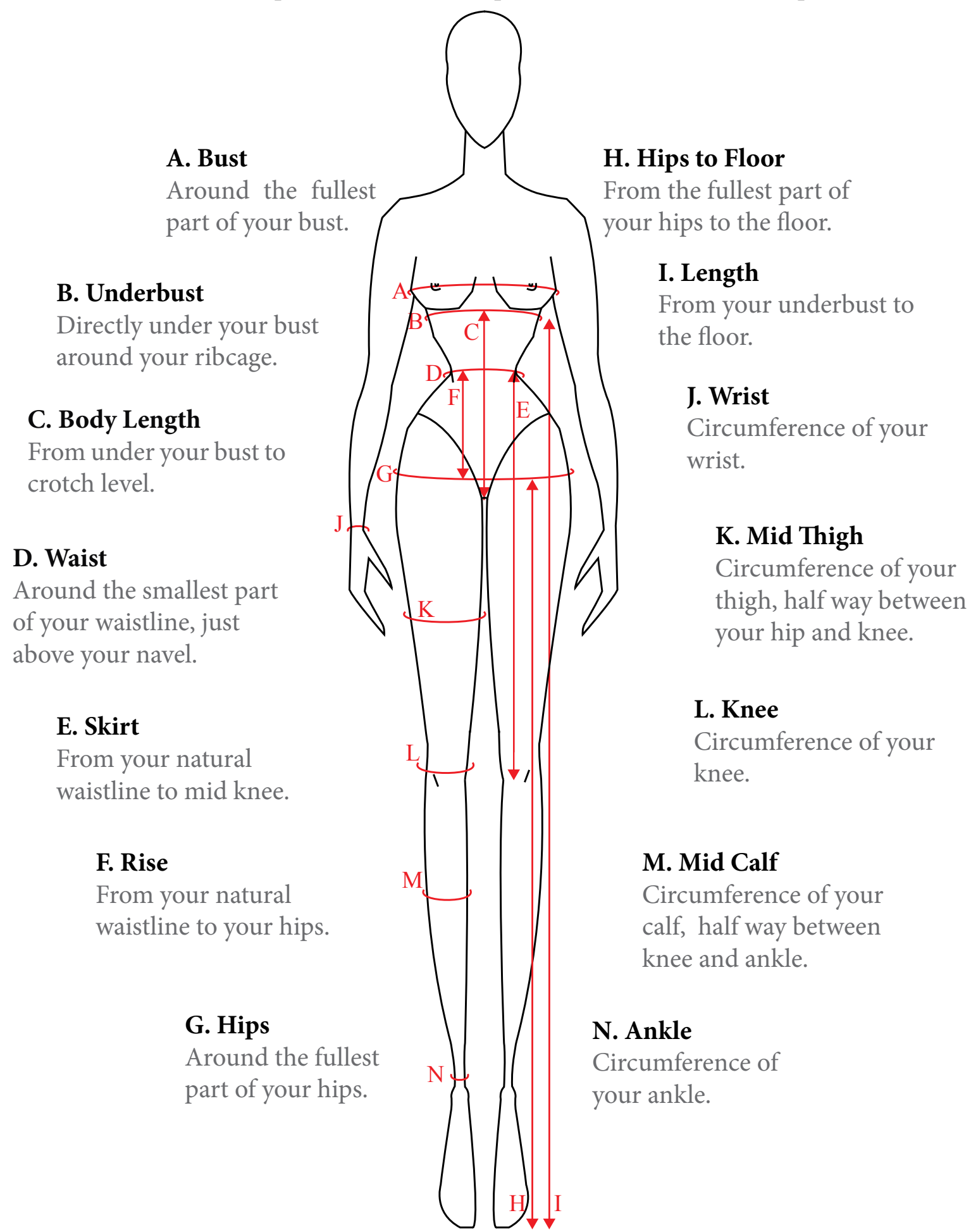
With design being the main focus behind all Bordelle collections, our sizes range from S-L with S/M, M/L available on the more adjustable styles. Our in-house team has developed innovative construction methods, using customised satin elastic to create pieces that not only sculpt your body, but fit across a wide range of sizes. Starting with Spring/Summer 2012 all Bordelle bras have been designed with functionality & fit in mind, introducing a back adjustment of 5-8cm* in addition to the standard hook and eye adjuster. This design feature is unique to Bordelle & allows you to personalise your bra to the correct fit. Please refer to the conversion chart below to locate your measurements & corresponding size. If your size does not correspond to the measurements below our atelier offers a **Made to Measure** service on selected styles.

	Bust (UK)	Bust Europe	Bust French	Waist (cm)	Hips (cm)	Wrist (cm)	Upper Forearm (cm)	Mid Thigh (cm)	Knee (cm)	Mid Calf (cm)	Ankle (cm)	UK Dress Size	US Dress Size	French Dress Size	Italian Dress Size
Small	32C - 34B	70C - 75B	85C - 90B	61-65	86-90	14	22	43-46	35-37	31-33	23-24	8	4	36	40
Medium	34D - 36C	75D-80C	90D - 95C	66-70	91-94	16	23	47-50	38-40	34-36	24-25	10	6	38	42
Large	36D - 38C	80D-85C	95D - 100C	71-74	95-99	18	24	51-55	41-43	37-39	25-26	12	8	40	44

*Maximum 8cm adjustment on style number SS12B06B only.

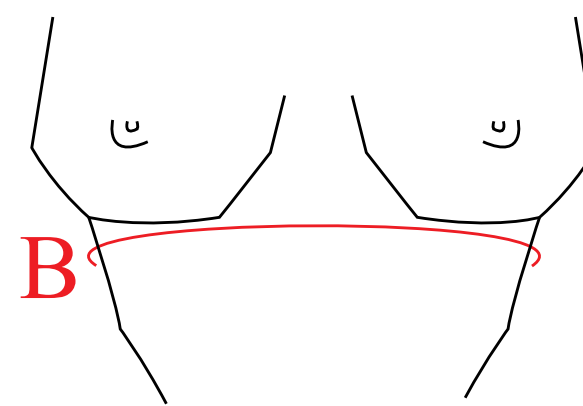
MEASUREMENT GUIDE

For all measurements please use a fabric tape measure and wear a non-padded bra.



BRA FITTING INSTRUCTIONS

A step by step guide to help you establish your bra size.

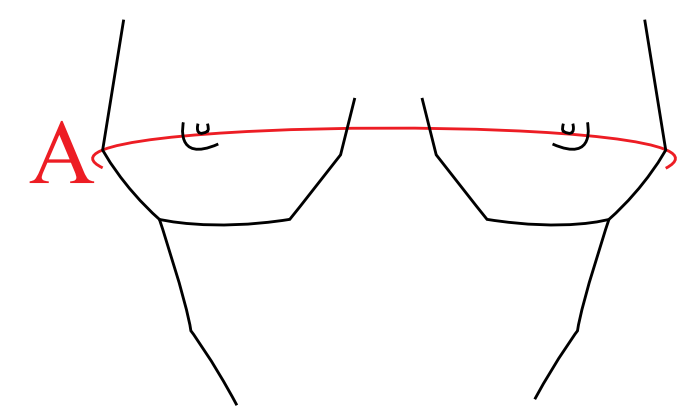


Band Size

To determine your band size, wrap a fabric tape measure directly under your bust & around your back ensuring the tape measure is level front & back. Pull tightly & round up the measurement to the nearest inch. This will give you your underbust measurement. To work out your band size:
 Measurement even number: +4 inches
 Measurement odd number: +5 inches
 For example if your underbust measurement is 30" your band size will be 34.

Cup Size

Whilst wearing an unpadded bra, measure around the fullest part of your bust, again ensuring the tape measure is level front & back. This will give you your bust measurement. Each inch difference between your bust measurement & your band size determines your cup size. For example if your band size is 34 and your bust measurement is 36" your bra size will be 34B.



Please use the table below as a guide.

Difference	0	1"	2"	3"	4"	5"
Cup Size	AA	A	B	C	D	DD

CARE INSTRUCTIONS

Bordelle products are predominantly crafted by hand in our London based Atelier, with a selection of styles produced at one of the UK's leading lingerie manufacturers. Our collections are made by combining Bordelle's customised elastic bands with an array of the finest couture laces, Swarovski crystals, 18k gold plated accessories and silk satin. Special care must be taken when washing garments made from satin. These must be hand washed separately in cold water using mild detergent or soap flakes. Pay special attention to rings and finger nails as these fabrics are very delicate. After repeated cleaning silk satin fabrics might experience a slight loss of lustre, which is characteristic of the natural fabric. Machine washed garments may become damaged or discoloured. We cannot accept any returns, exchanges or issue refunds for machine washed goods. Leather accessories can be wiped clean with a soft dry cloth. Special care must be taken with nude leather pieces. This is untreated leather and may mark if it comes into contact with liquids.

Girdles made entirely out of silky elastic bands can appear crinkled after hand washing but this does not affect the appearance of the garments when worn. Cups made from elastic can be steamed back into shape if crinkled after hand washing. Please follow carefully the care instructions for items containing delicate laces, tulle and Swarovski crystal attachments. Such items require specialist dry cleaning. Hand wash garments must be dried flat, no wringing and stored away from direct sunlight or heat.

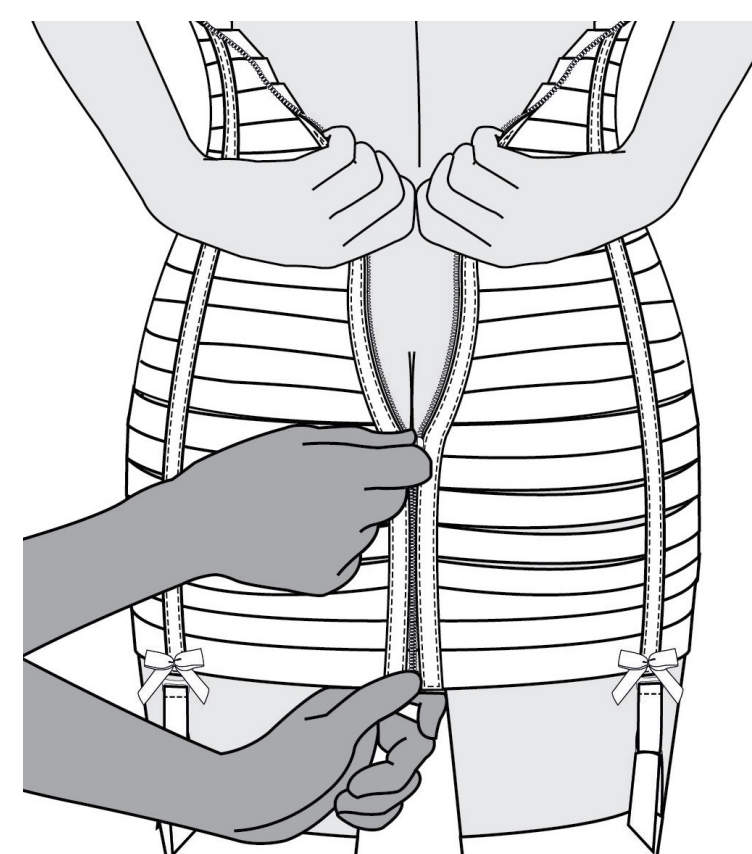
FITTING INSTRUCTIONS

When putting on your handcrafted girdle dress or waspie make sure to have someone nearby to assist you. Our customised satin elastic bands are specially constructed to stretch around your body for the perfect fit. These bands should feel snug, therefore we suggest using a helping hand when fastening the zip.

The diagram demonstrates the best way to put on any of Bordelle's elastic girdle dresses or waspies.

You will need to tightly hold together the zip fastening at the back, while your assistant pulls the zip closed, with a firm grip at the base.

All of Bordelle's atelier pieces have been designed to allow for maximum stretch & are individually constructed with the highest quality of manufacturing methods.



For style or fit advice please call or email our atelier on, customerservice@bordelle.co.uk T: +44 (0) 2089684488