



Sending card S2

Specification



Beijing Kystar Technology Co., Ltd.

Beijing Kystar Technology Co., Ltd.

Address: 14th floor, JintaiFudi Building, Haidian District, Beijing TEL:400-159-0808

Product description

The Kystar S2 sending card is an important part of the LED main control system. It is used to receive data from computers and other equipment, and convert it into network signals for transmission to the receiving card. The S2 sending card adopts the industry's top design technology and meets international and industry standards.

With multiple power supply modes, it is more convenient to use.





Features

- One DVI video input, dual network port output.
- One stereo audio input, used with multi-function card to transmit audio.
- One card can carry 1.31 million pixels, and the aspect ratio can be set arbitrarily. The maximum width is 4000 and the maximum height is 2000.
- Supports the function of storing backup data, which can realize one-click repair.
- Support EDID management.
- Support color reproduction function.
- Support power reverse protection function.

Beijing Kystar Technology Co., Ltd.

Address: 14th floor, JintaiFudi Building, Haidian District, Beijing TEL:400-159-0808

Panel description



Serial number	Function Description
①	Sending card running status indicator
②	Two Gigabit Ethernet ports, P1 and P2 ports
③	Audio input interface
④	USB control terminal, used for PC host computer to control sending card
⑤	DVI input interface
⑥	JP1 , 5 V in-line terminal block providing 5V voltage
⑦	JP2 , 4P straight pin white socket, providing 5V voltage

Beijing Kystar Technology Co., Ltd.

Address: 14th floor, JintaiFudi Building, Haidian District, Beijing TEL:400-159-0808

⑧	J11 , Small 4P interface, providing 5V voltage
⑨	PCI slot, providing 5V voltage

Port specifications

Input port		
Types	Quantity	specification
DVI	1	DVI-D input, support custom input resolution signal
Audio	1	3.5mm audio input interface

Output port		
Types	Quantity	specification
LAN	2	Gigabit network output port, connected to the receiving card

Control port		
Types	Quantity	specification
USB (type-B)	1	USB control port, the sending card can be controlled by the host computer software

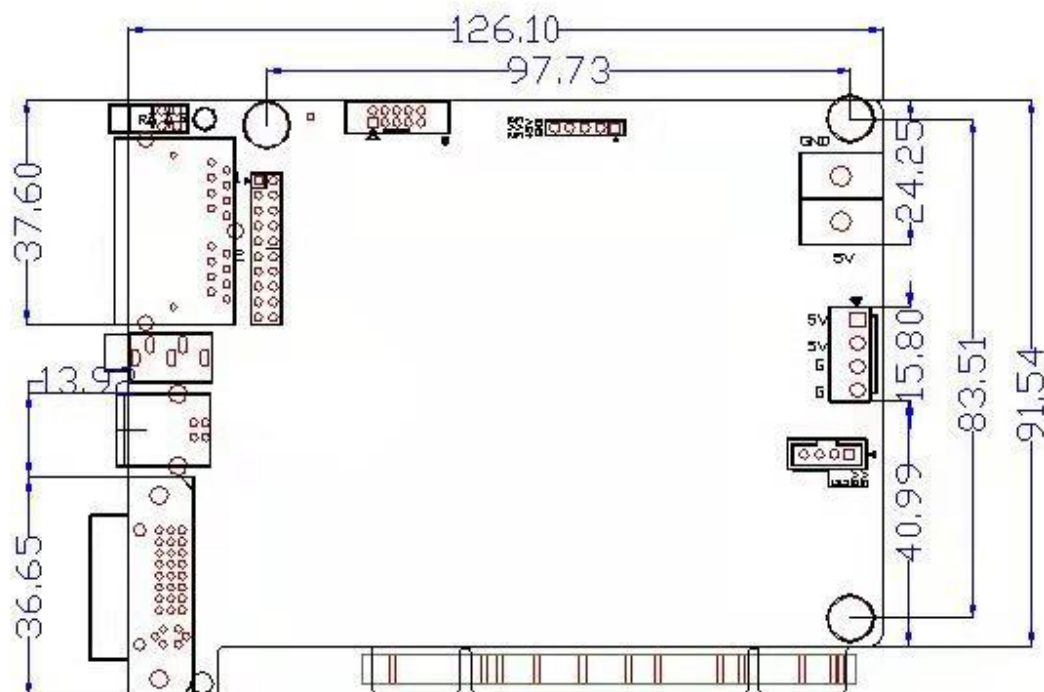
Definition of J3-4P in-line power interface				
Pin	1	2	3	4
definition	VCC	VCC	GND	GND

J13 small 4P power supply interface definition				
Pin	1	2	3	4
definition	VCC	VCC	GND	GND

Machine specifications	
Input power	3.5V – 6V , 0.6A – 1.0A
Operating temperature	0-45°C
Dimensions	145×101×17mm (L×W×H)
Supported screen types	Monochrome / dual color / full color Real pixels / virtual pixels
Number of on-board receiving cards (one network port)	240(one network port)
Data interface	Gigabit
Working current	0.6A - 1.0A
Protection current	3.0A
Operating Voltage	3.5V – 6V
Operating temperature	-20°C -70°C
Extreme working temperature	-25°C - 75°C
Working humidity(%)	5%-95%

Attachment: equipment size chart

Unit: mm



Beijing Kystar Technology Co., Ltd.

Address: 14th floor, JintaiFudi Building, Haidian District, Beijing TEL:400-159-0808