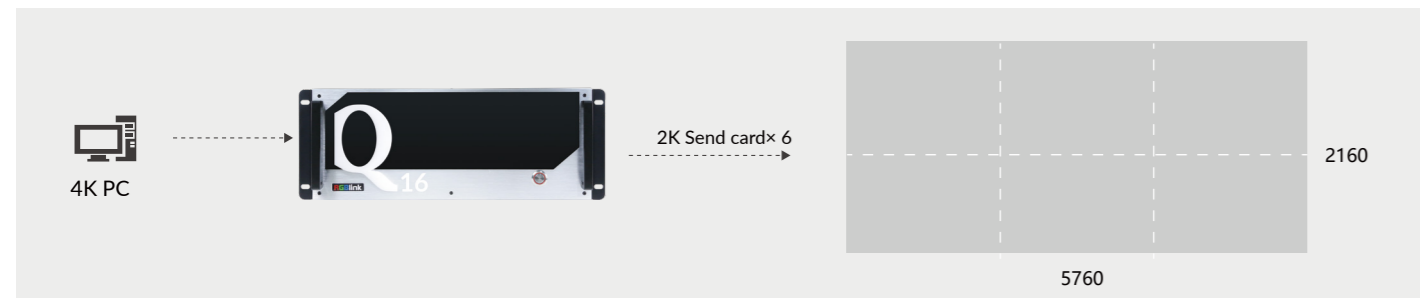


Product solutions

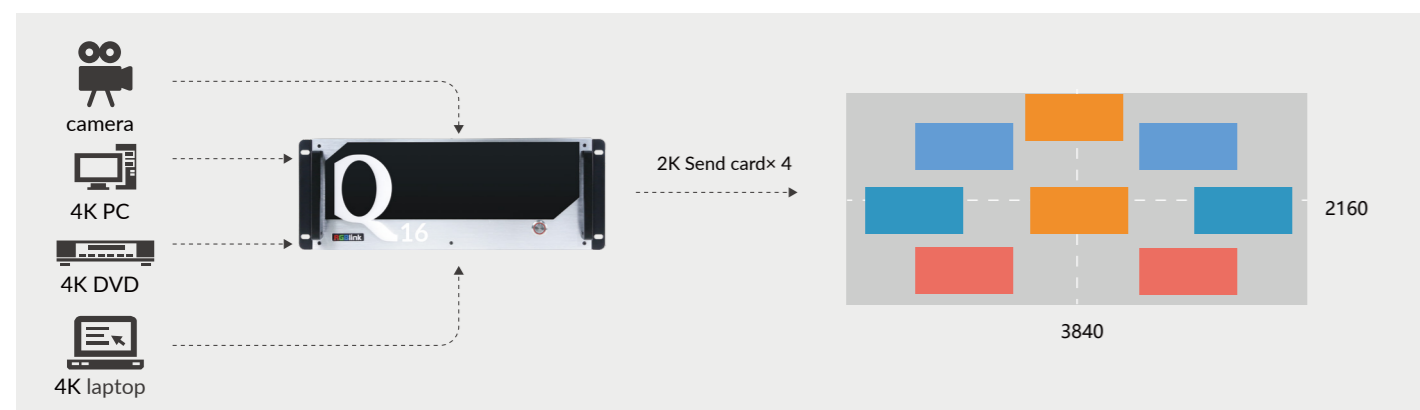
A splice input multiple-output amplifying



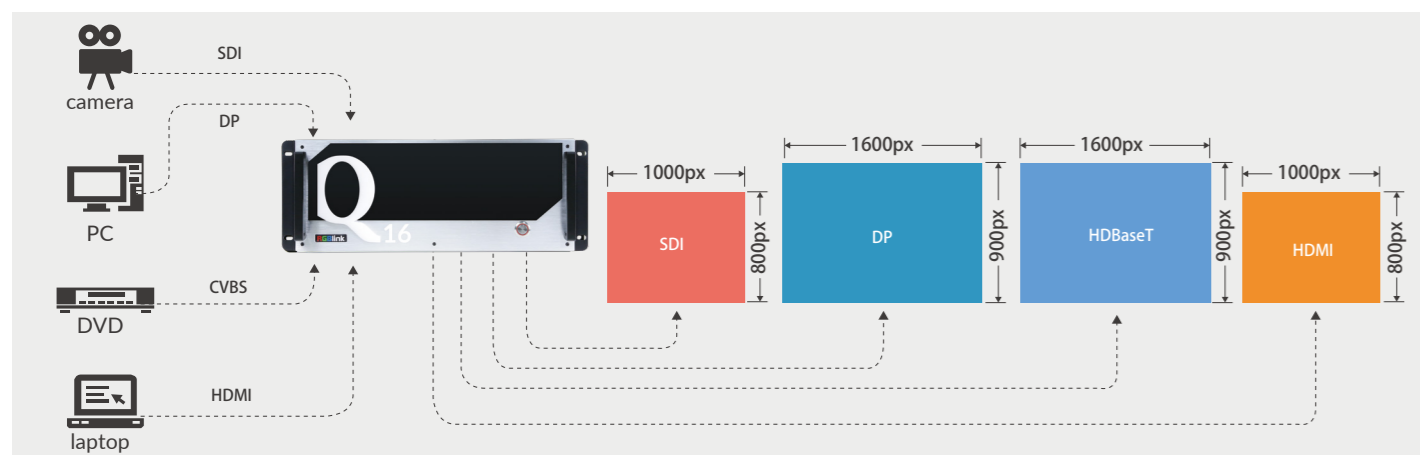
4K multi-input multi-output point-to-point splicing



Multi-picture + splicing display



Independent display, while a plurality of tape carrier LED, LCD, projection screen



Model	Q16pro-2	Q16pro-4	Q16pro-8	Q16pro-14	Q16pro-18	Q16pro-26	
Specification	2U	4U	8U	14U	18U	26U	
Numbers of input slots(MAX)	3	4	10	20	39	40	
Numbers of output slots(MAX)	2	5	10	20	20	40	
Shared slots	nonsupport	support	support	support	nonsupport	nonsupport	
Physical	Net Weight	6.5kg	8.25kg	15kg	20kg	25kg	
	Package Weight	10kg	12kg	20kg	25kg	32kg	
	Net Dimension	446×370×89mm	484×373×178mm	484×370×355.6mm	485×310×560mm	485×310×815mm	485×410×1175mm
	Package Dimension	630×585×250mm	645×525×295mm	665×525×495mm	596×456×780mm	596×450×940mm	650×420×1280mm
Physical	Input	Optional, select from	DVI Composite Module DVI Module HDMI 1.3 Module HDMI 1.4 Module	4×DVI-I (compatible with HDMI/DVI/VGA/YPbPr/CVBS) 4×DVI-I 4×HDMI-A 2×HDMI-A	DP1.2 HDMI2.0 Module H.264 Module 3G SDI Module HDBaseT Module	1×DP 1×HDMI-A 1×RJ45 4×BNC 4×RJ45	
	Output	Optional, select from	DVI Module HDMI 1.3 Module HDMI 1.4 Module	4×DVI-I(compatible with VGA) 4×HDMI-A 2×HDMI-A	HDBaseT Module 3G SDI Module HDMI 2.0 Module	4×RJ45 4×BNC 2×HDMI-A	
	Communication		LAN RS232 (loop)	1×RJ45 2×DB9			
	PVW	Optional	PVW Module	1×RJ45 1×HDMI-A			
Connectors	Input Resolutions	Select from below or configure customized					
	HDBaseT	720p@50/60 1080p@30/50/60					
	SMPTE	800×600@60 1024×768@60 1280×768@60 1280×1024@60 1600×1200@60 1920×1080@60					
	VESA	800×600@60 1024×768@60 1280×720@60 1280×800@60 1280×1024@60 1600×1200@60 1920×1080@60 1920×1200@60					
	H.264	720p@50/60 1080p@30/50/60 2160p@30					
	SMPTE	800×600@60 1024×768@60 1280×720@60 1280×800@60 1280×1024@60 1360×768@60 1366×768@60 1440×900@60					
	VESA	800×600@60 1024×768@60 1280×720@60 1280×800@60 1280×1024@60 1600×1200@60 1920×1080@60 1920×1200@60					
	DVI HDMI 1.3	720p@50/60 1080p@30/50/60					
	SMPTE	800×600@60 1024×768@60 1280×720@60 1280×800@60 1280×1024@60 1360×768@60 1366×768@60 1440×900@60					
	VESA	800×600@60 1024×768@60 1280×720@60 1280×800@60 1280×1024@60 1600×1200@60 1920×1080@60 1920×1200@60					
	SDI	720p@50/60 1080p@50/60					
	SMPTE	720p@50/60 1080p@30/50/60 2160p@30					
	HDMI 1.4	800×600@60 1024×768@60 1280×720@60 1280×800@60 1280×1024@60 1360×768@60 1366×768@60 1440×900@60					
	SMPTE	800×600@60 1024×768@60 1280×720@60 1280×800@60 1280×1024@60 1600×1200@60 1920×1080@60 1920×1200@60					
	VESA	800×600@60 1024×768@60 1280×720@60 1280×800@60 1280×1024@60 1360×768@60 1366×768@60 1440×900@60 1400×1050@60 1600×1200@60 1680×1050@60 1920×1080@60 1920×1200@60 3840×2160@60 4096×2160@60 7680×1080@60					
DP 1.2 HDMI 2.0	720p@50/60 1080p@30/50/60 2160p@60						
SMPTE	800×600@60 1024×768@60 1280×720@60 1280×800@60 1280×1024@60 1360×768@60 1366×768@60 1440×900@60						
VESA	800×600@60 1024×768@60 1280×720@60 1280×800@60 1280×1024@60 1600×1200@60 1920×1080@60 1920×1200@60 3840×2160@60 4096×2160@60 7680×1080@60						
Output Resolutions	Select from below or configure customized						
DVI HDMI1.3	720p@50/60 1080p@30/50/60						
SMPTE	800×600@60 1024×768@60 1280×768@60 1280×1024@60 1600×1200@60 1920×1080@60 1920×1200@60						
VESA	800×600@60 1024×768@60 1280×768@60 1280×1024@60 1600×1200@60 1920×1080@60 1920×1200@60						
HDBaseT	720p@50/59.94/60 1080p@50/59.94/60						
SMPTE	800×600@60 1024×768@60 1280×768@60 1280×1024@60 1600×1200@60 1920×1080@60						
VESA	800×600@60 1024×768@60 1280×768@60 1280×1024@60 1600×1200@60 1920×1080@60						
SDI	720p@50/60 1080p@24/30/50/60						
SMPTE	720p@50/60 1080p@30/50/60 2160p@30						
HDMI1.4	800×600@60 1024×768@60 1280×720@60 1280×800@60 1280×1024@60 1360×768@60 1366×768@60 1440×900@60						
SMPTE	800×600@60 1024×768@60 1280×720@60 1280×800@60 1280×1024@60 1600×1200@60 1920×1080@60 1920×1200@60						
VESA	800×600@60 1024×768@60 1280×720@60 1280×800@60 1280×1024@60 1360×768@60 1366×768@60 1440×900@60 1400×1050@60 1600×1200@60 1680×1050@60 1920×1080@60 1920×1200@60 3840×2160@60						
HDMI2.0	720p@50/60 1080p@30/50/60 2160p@30/60						
SMPTE	1024×768@60 1280×720@60 1280×768@60 1280×800@60 1280×1024@60 1360×768@60 1366×768@60 1440×900@60						
VESA	1024×768@60 1280×720@60 1280×768@60 1280×800@60 1280×1024@60 1600×1200@60 1920×1080@60 1920×1200@60 3840×2160@60 4096×2160@60						
Supported Standard	SDI	3G	H.264	H.264			
HDMI	2.0	HDBaseT	1.0				
DVI	1.2						
DP	1.2						
Power	Input Voltage	AC 100V-240V, 50/60Hz (2U supports single power module,4U and above support redundant power)					
Working Environment	Temperature	-5°C-45°C					
	Humidity	15%-85%					

Order Codes

Product Code	Item
711-0020-02-0-16	Q16pro-2
711-0020-01-0-16	Q16pro-4
711-0020-04-0-16	Q16pro-8
711-0020-05-0-16	Q16pro-14
711-0020-06-0-16	Q16pro-18
711-0020-07-0-16	Q16pro-26

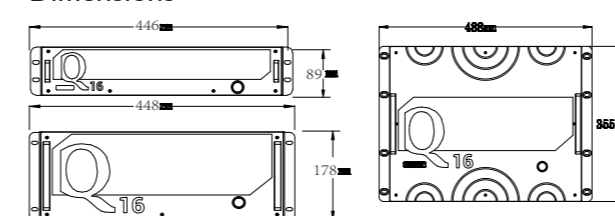
*Please refer to the specification for module selection

HDMI HDCP

WEB: www.rgblink.com EMAIL: sales@rgblink.com PHONE: +86 592 5771197

Proudly designed and manufactured in Xiamen Hi Technology Zone, China

Dimensions



RGBlink




www.rgblink.com

Q16pro adopts a high-performance video image processing system with a pure hardware wire-speed processing architecture, which is suitable for education and scientific research, government announcements, information publishing, administrative management, military command, exhibitions, security monitoring, commercial sales and other industries. The modular input and output card structure is adopted, and the arbitrary mixing function of the input card is realized at the same time. Not only can it easily access the common HDMI/DVI/VGA/YPbPr/CVBS and other multiple signals, but also support DP1.2, HDMI2.0 and other ultra-high resolution 4K/8K signal input and output, easily realize 4K multi-screen point-to-point splicing. Designed for LEDs, it can flexibly realize unconventional resolution customization, especially optimized for non-standard signals, with strong customization capabilities, and realize flexible window roaming, picture zoom and other functions.



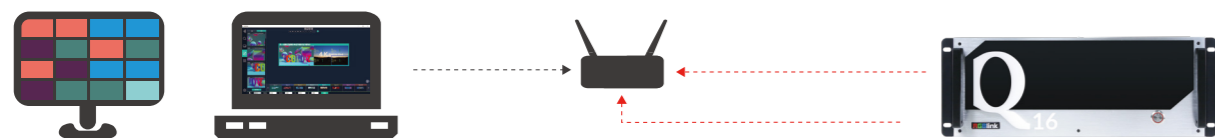
2 ~ 26U models optional

Q16pro has 2~26U chassis options, and adopts a hybrid output card slot design, which greatly increases the user's flexible and changeable choices, and can support up to 160 inputs and 160 outputs at the same time.



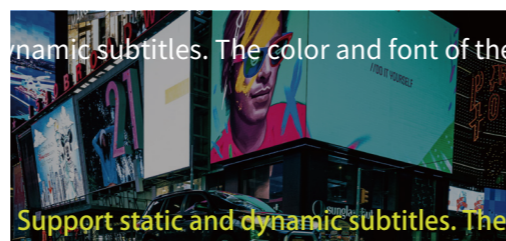
Streaming echo

The PVW preview card has an RJ45 echo network port and an HDMI output monitoring. The XPOSE visualization software interface can realize input source preview and output echo. The HDMI output can be connected to the monitor and can preview up to 16 inputs to meet the real-time display needs of customers.



OSD rolling subtitles

Support static and dynamic OSD subtitles. You can modify the subtitle font, character size, color and subtitle background color.



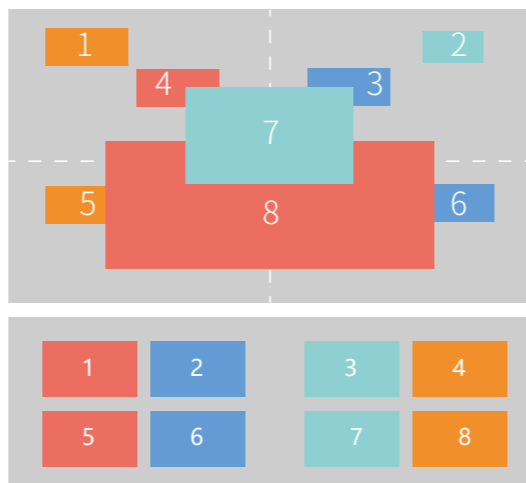
3D stitching

Supports left and right eye 3D stitching mode, 120HZ input and output 3D stitching mode internally locks frame synchronization, 3D segmentation and fusion are completely seamless. One-key switching of scenes between 2D mode and 3D mode is realized through software.



Layer overlay, zoom, roam

Layer is the soul of the video splicer. Q16pro uses the latest FPGA algorithm to cross output ports without occupying layers. A single port can support up to 8 screens at the same time. At the same time, each layer has arbitrary zoom and arbitrary roaming functions, giving customers full freedom. It also supports the partial cropping function, which makes it easy to capture the partial screen.



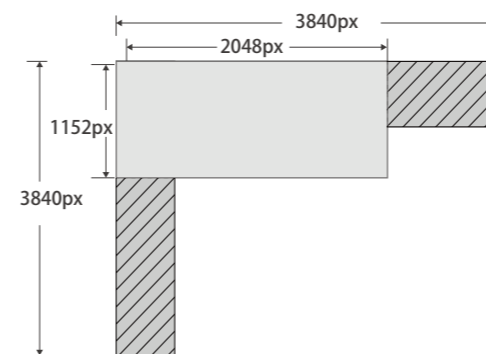
4K UHD

Supports input and output modules that support 4K signals such as HDMI2.0, DP 1.2, HDMI 1.4, DVI, etc., and EDID can be edited. In the 4K era, it is natural to have a larger display resolution and a more shocking display effect.



Output custom resolution

Single-port output supports 2.5 million pixel customization, and the maximum width or height within the range of 2.5 million pixels can support 3840 pixels, making it easier for users to control the loading scheme.




0-360 degree arbitrary rotation stitching

Support arbitrary angle (0-360) rotation and arbitrary dot pitch creative splicing. Support mixed splicing of large and small screens, support mixed splicing of LED/LCD/projection.



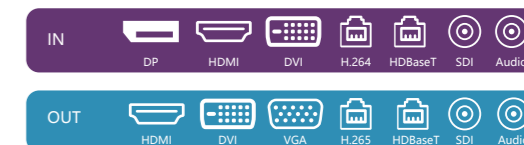
Audio and video synchronization switching

Supports embedded audio and external audio input, audio output and video output can be switched synchronously according to different scenes.



Full range of interfaces and mixed card slot function

With the mature standard interface form on the market, customers can easily combine input and output modules. The output card slot supports input mixed insertion, which is simple and flexible, and adapts to various flexible site changes of customers.



XPOSE 2.0 control

The main body of the RGBlink software ecosystem. Scene editing, modification, preset switching, system settings, interface configuration, user authority management and other functions. Communicate with equipment via TCP/IP and RS232.

