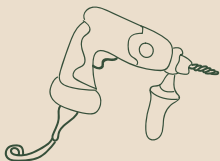




How to hang your Loop Plant Hook



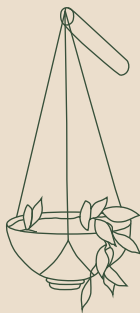
1. Drill a hole using a 5/16 (8mm) drill bit




2. Turn the screw into the hanger



3. Place the anchor in the wall and turn the screw and hook into it



4. Hang your plant pot and enjoy!



Elevate your space
with plants



LOOP
LIVING