



Quick Start Guide

Hot Joe

PWS01
Portable Bluetooth® Speaker

Welcome | Thank you for buying AT&T Hot Joe (PWS01)

1 YEAR LIMITED WARRANTY

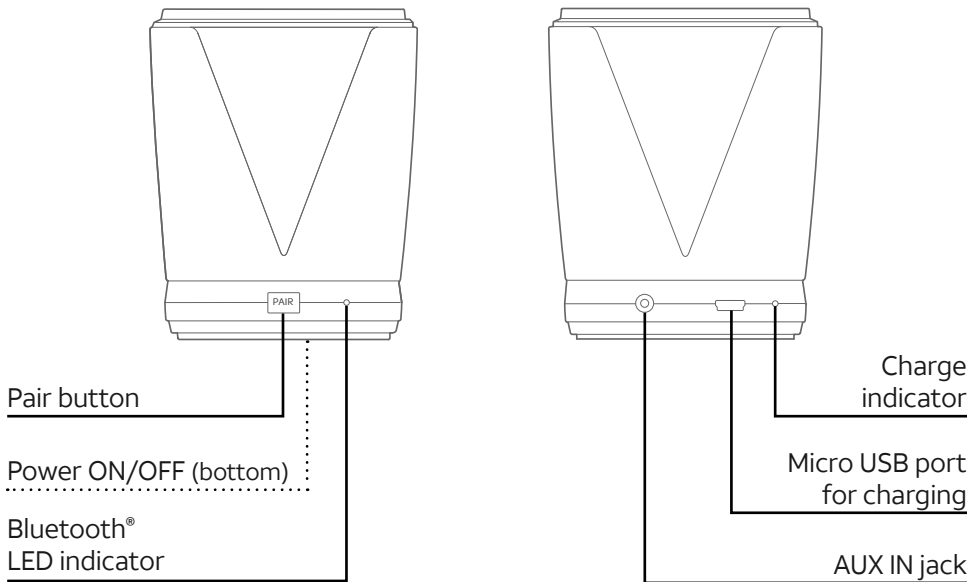
The AT&T brands are used under license. Any repair, replacement, or warranty service, and all questions about this product should be directed to Concept 101 LLC at **www.att.com/electronics** or call **1(888) 920-8680** from the USA or Canada. Concept 101 LLC warrants that the product will be free from defects in material, parts and workmanship for the period of one (1) year from date of purchase. Concept 101 LLC agrees that it will, at its option, replace the defective product with either a new or remanufactured product equivalent to your original purchase during the warranty period. Please be advised the returned product must carry the proof of purchase.

Exclusions and limitations

Concept 101 LLC does not warrant that the product will work properly in all environmental conditions, and makes no warranty and representation, either implied or expressed, with respect to the quality, performance, merchantability, or fitness for a particular purpose other than the purpose identified within this user's manual. This warranty does not apply to the appearance or exterior of the product which may have been damaged or defaced, altered or modified in design or construction. This warranty does not apply if the serial number is altered or removed, or if there is any damage due to power line surge, user damage to the AC power cord, connection to improper voltage source, general misuse, accidents, or repair attempts by unauthorized service agents. Other exclusions include ear pads, rechargeable and non-rechargeable batteries. Concept 101 LLC has made every effort to ensure that this user's manual is accurate and disclaims liability for any inaccuracies or omissions that may have occurred. Information in this user's manual is subject to change without notice and does not represent a commitment on the part of Concept 101 LLC. Concept 101 LLC reserves the right to make improvements to this user's manual and/or to the products described in this user's manual at any time without notice. If you find information in this quick start guide that is incorrect, misleading, or incomplete, please contact us through our website.

Portable Bluetooth® Speaker

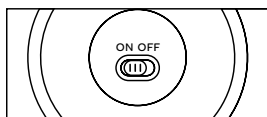
Location of Main Unit Controls



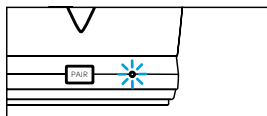
Charging & Power ON/OFF

- Using the included micro USB cable, charge your speaker by connecting it to any USB port on your computer, or a USB wall adapter.
- The Charge LED indicator will turn red to indicate that your speaker is charging.
- Once fully charged the Charge LED indicator will turn off.
- Power ON/OFF your speaker by sliding the power switch at the bottom of the speaker.

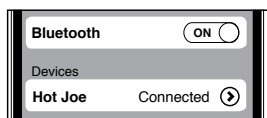
Bluetooth® Pairing + Playing



1. Power ON your speaker.



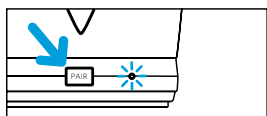
2. You will hear a tone from the speaker and the Bluetooth® LED indicator will be blinking blue. The speaker is now ready to be paired with your Bluetooth® media player.



3. Navigate to the Bluetooth® menu on your media player or smartphone and select "Hot Joe" from the menu.



4. The Bluetooth® LED indicator on the speaker will turn solid blue. You are now connected! Hit play on your media player and enjoy.



5. Press and hold the PAIR button to pair a 2nd Bluetooth® media player or smartphone. The Bluetooth® LED indicator will blink blue and the speaker is now ready to pair.

Note: Control your music playback and volume using the controls on your media player or smartphone. Only one device can be connected at a time.

Bluetooth® LED Indicator Lights

Status	Indicator
Power OFF	No light
Ready to pair	Flashing blue light
Bluetooth® connected	Solid blue light

Play Audio Through AUX IN Jack

- Plug one end of a 3.5mm audio cable (not included) into the AUX IN jack on the speaker and the other end into the headphone jack of your media player.
- Power on the speaker and press play on your media player.
- Control your music playback and volume using the controls on your media player or smartphone.



www.att.com/electronics

© 2017 Concept 101 LLC. All Rights Reserved. AT&T and the AT&T logo are trademarks of AT&T Intellectual Property licensed to Concept 101 LLC, New York, New York 10018. D Issue 6.1 AT&T 9/2017.

The Bluetooth® word mark and logos are registered trademarks owned by Bluetooth SIG, Inc. and any use of such marks by Concept 101 LLC is under license.