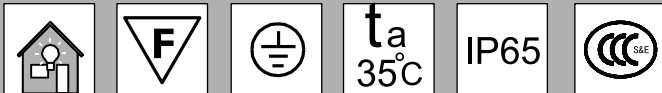


GreenPerform Highbay 飞利浦LED高天棚灯

BY618P/BY619P

Mounting instruction / 安装说明书

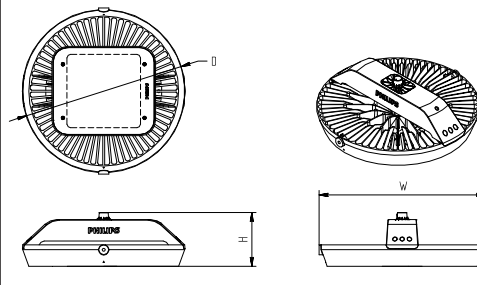


产品名称 Description	色温 Color	配光 Optics	重量 Weight	系统功率 Wattage
BY618P LED200/CW PSU WB	CW	WB	10kg	210W
BY618P LED200/CW PSU NB		NB		
BY618P LED200/CW PSU HRO		HRO		
BY618P LED200/NW PSU WB	NW	WB		
BY618P LED200/NW PSU NB		NB		
BY618P LED200/NW PSU HRO		HRO		
BY619P LED100/CW PSU WB	CW	WB	5.7kg	110W
BY619P LED100/CW PSU NB		NB		
BY619P LED100/CW PSU HRO		HRO		
BY619P LED100/NW PSU WB	NW	WB		
BY619P LED100/NW PSU NB		NB		
BY619P LED100/NW PSU HRO		HRO		

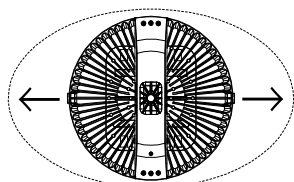
安装附件
Mounting accessories
1. 挂钩组件
Mounting hook
a. Hook
2. 支架组件
Mounting bracket
a. BY618Z MB
b. BY619Z MB

Dimensions 尺寸

Type 型号	Dimension 尺寸(mm)		
	D	W	H
BY618P	Φ456.8	466	150.3
BY619P	Φ366	374	134.7



HRO应用实例 HRO application

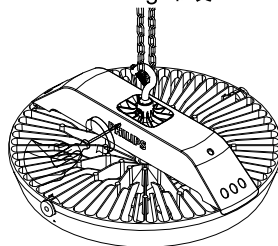


Photometric direction

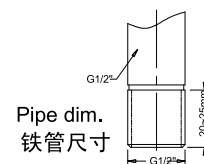
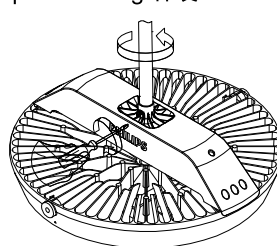
*灯具的发光方向与电气箱垂直
The lighting direction is perpendicular to gearbox.

1 Installation 安装应用

Hook mounting/吊装

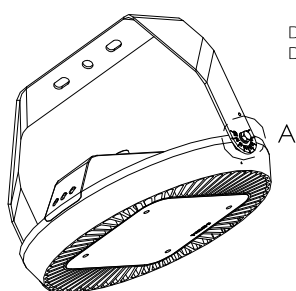


Pipe mounting/杆装



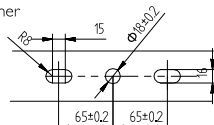
Pipe dim.
铁管尺寸

Bracket mounting / 支架安装



D10 齿形垫圈
D10 tooth washer

D10 平垫圈
D10 washer
D10 弹簧垫圈
D10 Spring washer



Mounting hole
安装孔位

M10x20 螺栓
M10x20 bolt
支架
Bracket

DETAIL A

2 Connect entry cable

Please use IP65 or above waterproof terminal block, it is not provided by Philips.

连接电源线

请使用IP65以上的接线盒（接线端子尺寸不小于10x20x25mm），飞利浦不提供接线盒。

Cable/外部接线:

- 60227IEC53 3x1.0~1.5mm²
- 60245IEC57 3x1.0~1.5mm²



- The luminaire shall be installed or maintained by a qualified electrician and wired in accordance with the latest IEE electrical regulations or the national requirements.
灯具应由有资格的电工安装或维修，接线要符合IEE 电气标准或国家标准。
- The luminaire shall, under no circumstance, be covered with insulation matting or similar material.
灯具不适合被隔热或类似材料覆盖。
- The cable of the luminaire should use "Z" type connection. The luminaire has to be scrapped if the wire broken.
灯具电源线使用Z型连接，电源线不可更换，损坏则灯具报废。