

SmartBright Dual-Select Highbay


BY240P LED Highbay

Mounting instruction

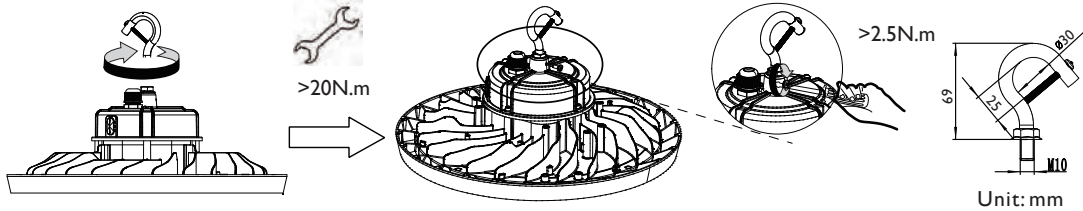
Distributed by:
Reduction Revolution Pty Ltd
www.reductionrevolution.com.au/LED

	IEC 60598	AS/NZS 60598		IP65	IK08		ta 35°C	
--	---------------------	------------------------	--	-------------	-------------	--	-------------------	--

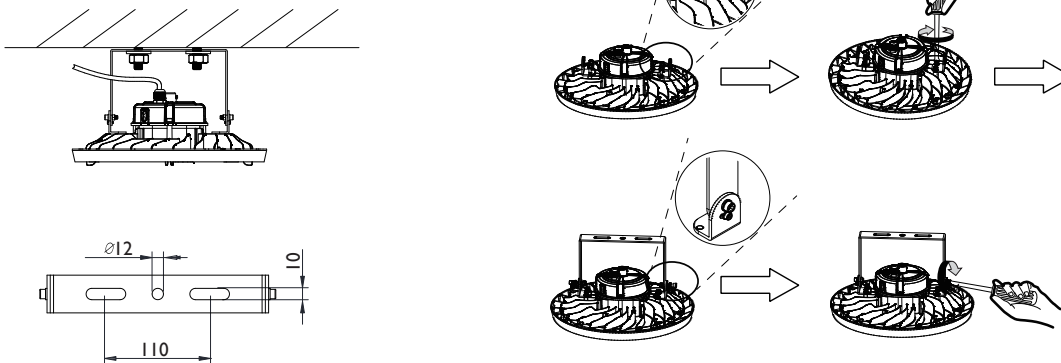
Type Description	Power (W)	Voltage (V)	Frequency (Hz)	CCT (K)	D (mm)	H (mm)	
BY240P 200W_100W/840_850/WB PSR UNV SAA	100W/150W/200W Selectable	220-240	50/60	4000K/4500K/5000K Selectable	380	143	3.0KG



Hook Mounting

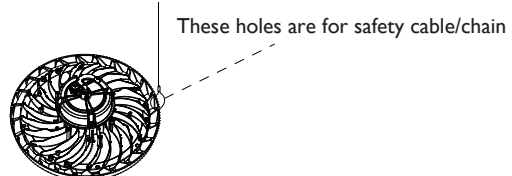


Bracket Mounting



Safety cable/chain mounting

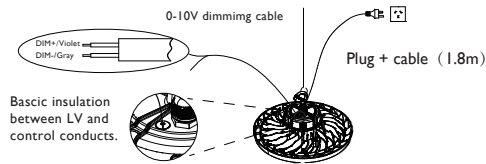
1. Safety cable/chain must be mounted for this luminaire.
2. Safety cable/chain is not provided by Signify, and should be provided by user.



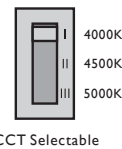
PHILIPS

Philips and the Philips shield emblem are registered trademarks of Koninklijke Philips N.V.

Cable connection

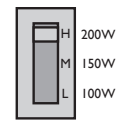


CCT



CCT Selectable

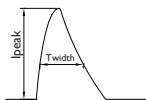
FAO



Wattage Selectable

Inrush Current

MODEL	Run current (A)	Start(Inrush)current(/Ipeak(A)	Start current /T(@50% of Ipeak)(us)	*Touch current or conductor current(mA)	Maximum Number of on MCB I 6A Type B (pcs)	Maximum Number of on MCB I 6A Type C (pcs)
BY240P 200W_100W/840_850	0.94	65	200	0.7	8	13



The leakage current *(touch current or protective conductor current) of electrical circuit may be greatly dependent upon electrical supply cables used such as its rating and length, proper connection of electrical supply cables to luminaires and wiring connection topology of luminaires to the supply electrical circuit amongst other site conditions.

* In some cases referred to as Earth Leakage Current.



This marking indicates that this product should not be disposed with other household wastes throughout the AU/NZ. To prevent possible harm to the environment or human health from uncontrolled waste disposal, recycle it responsibly to promote the sustainable reuse of material resources. To return your used device, please use the return and collection systems or contact the retailer where the product was purchased. They can take this product for environmental safe recycling.

Warning



- The luminaire shall be installed by a qualified electrician and wired in accordance with the latest IEE electrical regulations or the national requirements.
- Turn power off before inspection, installation or removal.
- Before using, external earthing is must required. Earthing is also must required in its whole life.
- The Luminaire must be used within the applicable product specifications, installation instructions and environmental conditions for storage & operations according to application guidelines provided for product Warranty to be valid.
- The corrosive atmosphere or hazardous materials such as sulfur, chlorine, phthalate, etc must be avoided during the use and storage.
- The manufacturer will not take responsibility caused by improper use or self-modifications of the product.
- Not use as floodlight

Power Connection

- The external flexible cable or cord of this luminaire cannot be replaced;if the cord is damaged,the luminaire shall be destroyed.

Application

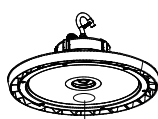
- For Indoor use only.
- The height between luminous surface and ground suggested be more than 5m; the height between bottom of luminaire and mounting surface must be more than 0.3m.
- Luminaire don't have any evaluation on additional protection measures to prevent luminaire from high-altitude falling and windproof structure, can't be used as flood and tunnel luminaire.
- Not suitable for use in harsh vibration and often causing vibration or swinging environment. Also, not suitable for area prone to hurricane and extreme winds.
- For Australia and New Zealand, this product is not suitable for household use.

Maintenance

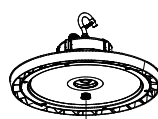


- Ensure power supply is switched off before attempting any maintenance work.
- Periodic cleaning of the luminaire optical lens cover will ensure maximum optical efficiency.
- Luminaire shall be cleaned with a dry soft cloth only.
- The light source contained in this luminaire shall only be replaced by the manufacturer or his service agent or a similar qualified person.
- For Indoor use only. This product is not suitable for cold storage areas lower than -30°C or areas where obvious temperature gradients are present, such as ventilation opening, door, etc.
- FELV terminals marked "Risk of electric shock" are not safe to touch. Circuits connected to any FELV control terminal shall be insulated for the LV supply voltage of the controlgear and any terminals connected to the FELV circuit shall be protected against accidental contact.

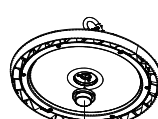
How to use sensor



Remove



Remove



Connect

Sensor must be screwed very tightly before use

Excl:



911401892082
BY240Z
Highbay sensor

Excl:



911401892182
BY240Z
Remote control