



Finish: Anthracite

Read these instructions before commencing installation & retain them for future reference.

IP54 **240V 8.5W**

Important Information

It is recommended that luminaires are installed by a qualified electrician. The installation of this product must comply with the current edition of the IEE wiring regulations BS7671. These products are designed for connection to a 240V 50Hz supply. Any damaged parts should be replaced as soon as possible. KSR will not accept responsibility for any claims arising from a poor installation.

Important User Advice

Always safely isolate the mains supply before installation or servicing. KSR recommends a maintenance schedule of washing with soapy water no abrasives and re-greasing screws at least quarterly.

Installation Details

Safely isolate the mains supply. Loosen the four hex screws from the two sides of the wall light/bollard to release the baseplate. Pass the mains supply cable through the grommet in the baseplate ensuring a good watertight seal. This luminaire is not suitable for looping through. Fix the baseplate to the surface using suitable fixings. Connect the mains supply to the terminal block following the marking on the block and/or the guide in Fig.1 as below. Install the bollard on the baseplate and secure using the four hex screws. (KSR recommends using a suitable water repellent grease on the screws). Rotate the wall light/bollard head as required Fig. 2. Switch on the mains supply and test.

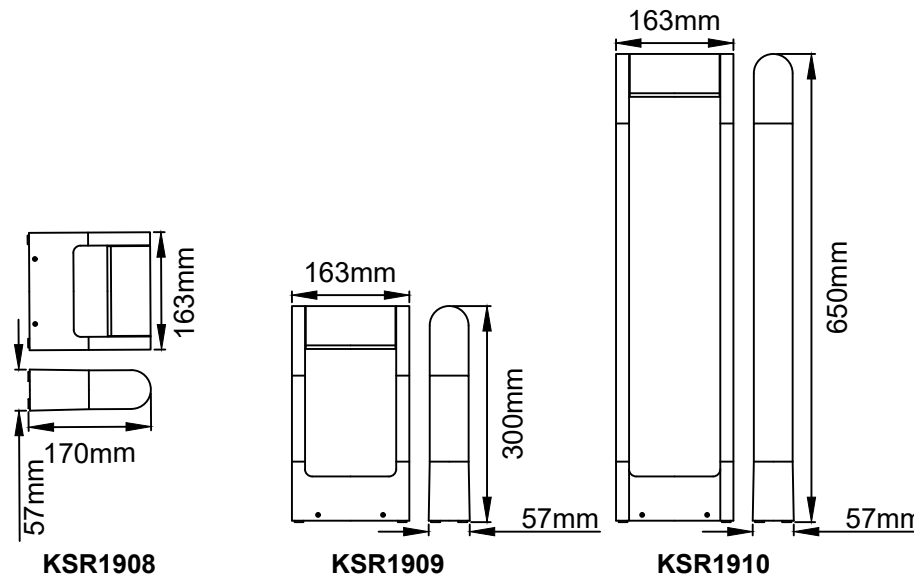
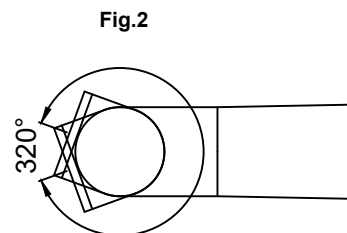
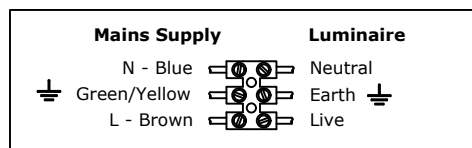


Fig.1



Lamp Details

Light Source: Non-replaceable LED
 Wattage: 8.5W
 Lumens: 330
 Colour: 3000K
 CRI: Ra85



KSR Lighting Aftersales: 023 92 674343
 E-mail: aftersales@ksrlighting.com