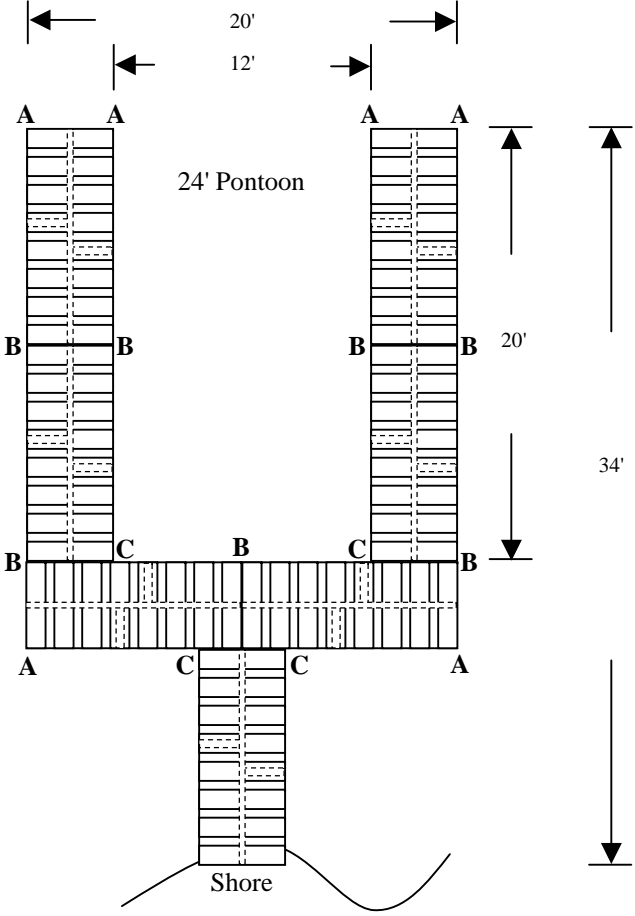
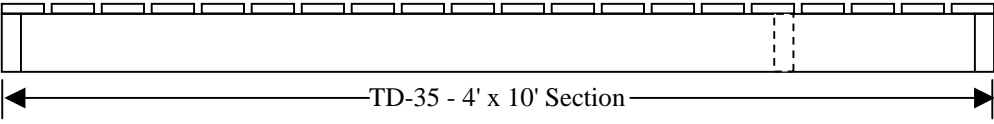


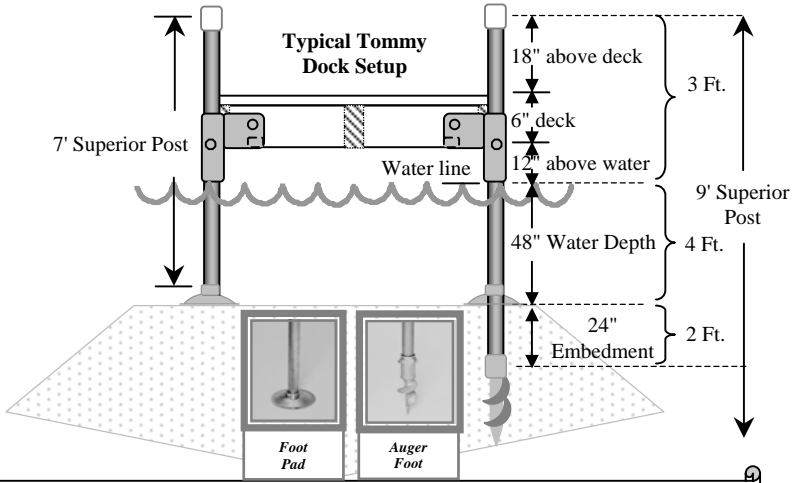
the simple system
easy in, easy out



| BILL OF MATERIAL FOR DOCK LAYOUT TD-35 | | | | |
|--|-----------------|------|-----------------|-----------------|
| Hardware Description | TD-35 | Qty. | 1 1/4" Part No. | 1 1/2" Part No. |
| 8' Dock, Assembled-Cedar | | | TD-10201 | TD-10201 |
| 10' Dock, Assembled-Cedar | 7 | | TD-10200 | TD-10200 |
| "A" Outside Corner Bracket | | 6 | A-50000 | TD-10001 |
| "B" Straight Bracket | | 7 | A-50001 | TD-10003 |
| "C" Inside Corner Bracket (2 way) | | 4 | A-50002 | TD-10002 |
| "D" Inside Corner Bracket (3 way) | | | A-50031 | TD-20037 |
| *Superior Post | | *17 | *A-TBD | *TD-TBD |
| Foot Pad (8" Diameter) | | 17 | A-50005 | TD-10012 |
| Safety Cap | | 17 | A-50007 | TD-20000 |
| 1/2-13 x 4 Stainless Steel Bolt Assembly | | | TD-20066 | TD-20066 |
| Auger Foot | Optional | | A-50006 | TD-10014 |
| Mud Plate (14" Square) | Optional | | TD-20093 | TD-20092 |
| Winch Leveling System | Optional | | TD-10072 | TD-10072 |
| 48" Buoyancy Float | Optional | | TD-20001 | TD-20001 |
| Support Brace Assembly | Optional | | TD-30004 | TD-30005 |

Accessories include ladders, benches, straight bumpers & post bumpers, dock cleats, and more.

Ask your dealer or retailer for details.



*Note: The water depth at each bracket location must be provided to determine the length of post needed. Add 36" to each depth using footpads, and 60" to each depth using auger feet.