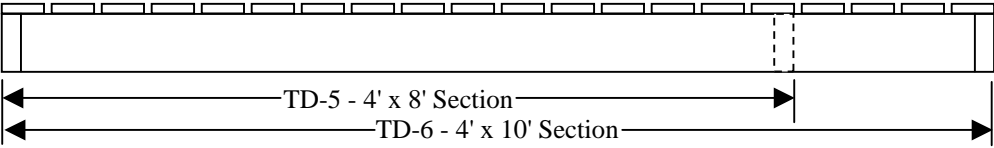
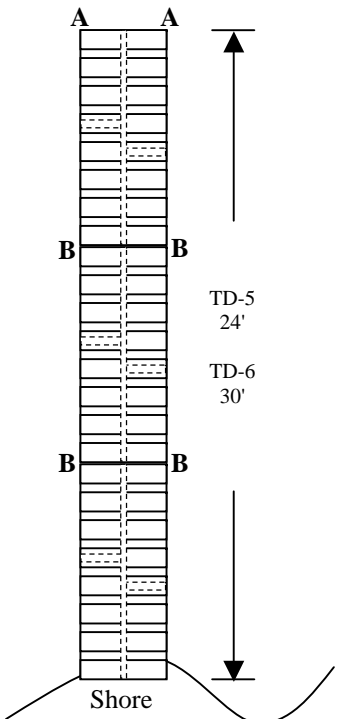


the simple system  
easy in, easy out

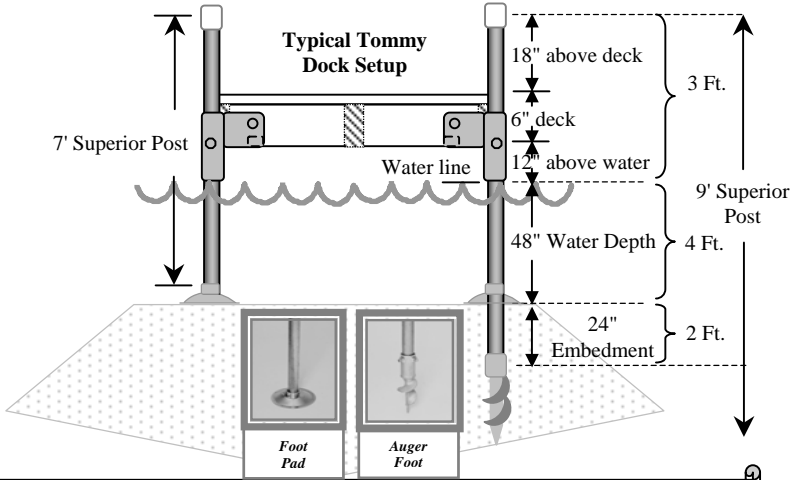


BILL OF MATERIAL FOR DOCK LAYOUT TD-5 & TD-6					
Hardware Description	TD-5	TD-6	Qty.	1 1/4" Part No.	1 1/2" Part No.
8' Dock, Assembled-Cedar	3			TD-10201	TD-10201
10' Dock, Assembled-Cedar		3		TD-10200	TD-10200
"A" Outside Corner Bracket			2	A-50000	TD-10001
"B" Straight Bracket			4	A-50001	TD-10003
"C" Inside Corner Bracket (2 way)				A-50002	TD-10002
"D" Inside Corner Bracket (3 way)				A-50031	TD-20037
*Superior Post			*6	*A-TBD	*TD-TBD
Foot Pad (8" Diameter)			6	A-50005	TD-10012
Safety Cap			6	A-50007	TD-20000
1/2-13 x 4 Stainless Steel Bolt Assembly				TD-20066	TD-20066
Auger Foot		<b>Optional</b>		A-50006	TD-10014
Mud Plate (14" Square)		<b>Optional</b>		TD-20093	TD-20092
Winch Leveling System		<b>Optional</b>		TD-10072	TD-10072
48" Buoyancy Float		<b>Optional</b>		TD-20001	TD-20001
Support Brace Assembly		<b>Optional</b>		TD-30004	TD-30005



Accessories include ladders, benches, straight bumpers & post bumpers, dock cleats, and more.

**Ask your dealer or retailer for details.**



\*Note: The water depth at each bracket location must be provided to determine the length of post needed. Add 36" to each depth using footpads, and 60" to each depth using auger feet.