

Clip

Daniel Debiasi & Federico Sandri 2017

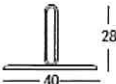

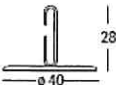




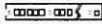

Lampade a sospensione con struttura in metallo nelle finiture lucide o spazzolate: oro, oro rosa e nickel nero. Disponibile in due varianti, con anello aperto o chiuso, e in due dimensioni, large o mini. Rosone singolo nelle stesse finiture della struttura. Utilizzabile come elemento singolo o multiplo. A richiesta: versione dimmerabile.

Pendant lamps with metal structure in glossy or brushed finishes: gold, pink gold and black nickel. Available with open or close ring, in two sizes, large or mini. Single canopy in the same finishes of the structure. Available as single element or in cluster. On demand: dimmable version.

Hängeluchte mit Struktur aus Metall in den glänzendem oder gebürstetem Farben: gold, rosengold und schwarz Nickel. Mit geöffnetem oder geschlossenem Ring und als Größe und mini Lampen lieferbar. Einzelne Deckbefestigung in den selben Farben der Struktur. Aus Einzelne oder als Zusammenstellung erhältlich. Auf verlangen: Ausführung für dimmer.

Suspensions avec structure en metal poli ou brossé dans les couleurs: or, or rose ou nickel noir. Disponible avec bague ouverte ou ferme et dans deux taille grande ou mini. Rosace individuelle dans le memes couleur de la structure. On peut les utiliser individuellement ou en composition. Sur demande: version pour dimmer.

Lámpara de suspensión con estructura en metal en los acabados brillo o cepillado: oro, oro rosa y niquel negro. Disponible en dos variantes, con anillo abierto o cerrado en dos dimensiones: Large y Mini. Roseton individual en el mismo acabado de la estructura. Utilizable como elemento individual o multiple. A pedido: variante para dimmer.

codice code		cavo elettrico cm electric cable cm	IMBALLO CM/PACKAGING CM SH = Shade ST = Structure	peso netto kg. net weight kg.	peso lordo kg. gross weight kg.	lampadine bulb
1707-23 LARGE CLOSED		200	50 x 50 x 50 h.			 Led 28W-24V 3000K* 2100 lm
1707-24 LARGE OPEN		200	50 x 50 x 50 h.			 Led 28W-24V 3000K* 2100 lm
1707-21 MINI CLOSED		200	30 x 30 x 30 h.			 Led 14W-24V 3000K* 1000 lm
1707-22 MINI OPEN		200	30 x 30 x 30 h.			 Led 14W-24V 3000K* 1000 lm
Rosone a soffitto con alimentatore Ceiling canopy with power source						
						

*Led integrato / Integrated led

Piastre/*Plates* (art. Clip)

Piastre in metallo nella
finitura laccata bianca con
alimentatore.











Metal plate in the finish white
lacquered with power source.

Platte aus weissem lackiertem
Metall mit Netzanschlussgerät.

Plaque en metal laqué
blanche avec alimentateur.

Placa en metal blanco lacado
con alimentador.

Piastre Plates

codice code	cavo elettrico cm electric cable cm	IMBALLO CM/PACKAGING CM SH = Shade ST = Structure	peso netto kg. net weight kg.	peso lordo kg. gross weight kg.	
1707-T-30-03 ROUND PLATE MAX 3 FITTINGS		39 x 39 x 15 h.	3	4	
1707-T-42-05 ROUND PLATE MAX 5 FITTINGS		55 x 55 x 15 h.	3,5	5,5	
1707-T-42-07 ROUND PLATE MAX 7 FITTINGS		55 x 55 x 15 h.	4,5	6	
1707-T-60-07 ROUND PLATE MAX 7 FITTINGS		67 x 67 x 28 h.	9	12	
1707-T-80-09 ROUND PLATE MAX 9 FITTINGS		87 x 87 x 28 h.	17	20	

codice
code

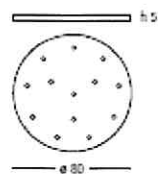
cavo elettrico cm
electric cable cm

IMBALLO CM/PACKAGING CM
SH = Shade ST = Structure

peso netto kg.
net weight kg.

peso lordo kg.
gross weight kg.

1707-T-80-13
ROUND PLATE
MAX 13 FITTINGS

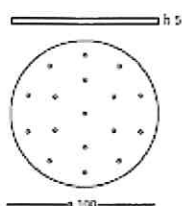


87 x 87 x 28 h.

17

20

1707-T-100-17
ROUND PLATE
MAX 17 FITTINGS




106 x 106 x 28 h.

25

28

1707-L-92
LINEAR PLATE
MAX 8 FITTINGS




100 x 30 x 30 h.

7

9

1707-L-138
LINEAR PLATE
MAX 8 FITTINGS

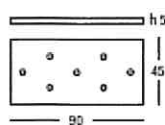


160 x 20 x 30 h.

10

13

1707-R-90-07
RECTANGULAR
PLATE
MAX 7 FITTINGS









110 x 60 x 15 h.

16

18

Lampadine Bulbs

42/60W - E14 halo	
60W - E27 halo	
5W - E14 sfera led	
10 - E27 goccia led	
28/33/42/60W - G9 alogena	
3/5W - G9 led	

La tensione s'intende 230V, 50/60HZ o 120V, 60HZ a seconda dei paesi.
Voltage: 230V, 50/60HZ or 120V, 60 HZ according to the country.

• for USA **E14 becomes E12**
E27 becomes E26

I flussi luminosi si riferiscono al flusso emesso dalla sorgente luminosa con la temperatura di funzionamento a regime, 3000 K, CRI 80.
The lighting flows refer to the flow emitted by the lighting source with the temperature at full capacity, 3000 K, CRI 80.

I flussi delle lampadine sostituibili (G9, E14, E27, ...) sono indicativi. Riferirsi ai dati della lampadina utilizzata.
The flow of replaceable bulbs (G9, E14, E27,..) is the estimated one. Please refer to the technical data of the bulbs used.