

- Please do not try to connect to the scale directly from Bluetooth settings, it connects within the app only.
- You need to pair the scale for the first time only.
- Stand on the scale for a few seconds to get your complete body analysis details on your app.
- Get off the scale when your results are displayed on the screen.
- Pair the scale by following instructions on the app and get off the scale and wait for it to turn off.
- Please do not use this product if you are pregnant or have a pacemaker.

CAUTION

- Please take off shoes and socks and keep your bare feet in touch with electrodes for measuring body composition accurately.
- Do not place the scale on wet and slippery surfaces and should not stand on it with wet feet to avoid slipping.
- The scale is a high precision measuring device. So, never jump or stomp on the scale.
- Please handle it carefully to avoid damage when moving it.
- When weighing, both feet must be in the center of scale to avoid tipping of device.
- The scale platform may be slippery when wet, thus please make sure both the scale platform and your feet are dry before use.

PRODUCT SPECIFICATIONS

Product Dimensions:	30.2 X 30.2 X 2.2 CM
Product Weight:	1.54 kg
Limit of Measurement:	5 kg - 180 kg/ or 400 lb
Units of Weight Measurement:	kg /lb
Wireless Connection:	Bluetooth
Operating temperature:	5 °C - 35 °C
Battery:	3X1.5 V AAA batteries

MAINTENANCE AND STORAGE

Please use soft tissue or a damp cloth with neutral detergent, alcohol, or glass cleaner to clean the surface of the scale. Avoid using soap or other chemicals as they may lead to damage. The storage environment must be dry. Also, keep it away from water, heat, and extreme coldness.

Disclaimer:

The scale is for family use only. Body Weight, BMI, BFR, Muscle, Body Hydration, Bone mass, BMR, Visceral fat, Protein rate, Body age, Standard weight, Body Fat measurements are for reference only. You should consult a doctor when you undertake any diet or exercise program.

CUSTOMER SUPPORT

CONTACT ADDRESS

USA
Nureca INC.USA
276 5th Avenue, Suite 704-397,
New York (NY) - 10001, USA
INDIA

Corporate Office (Mumbai)
Nureca Limited
128 Gala Number Udyog Bhavan,
1st Floor Sonawala Lane, Goregaon East
Mumbai City Maharashtra 400063
Contact us

India: +91-7527013265 / +91-9356658436
Website: www.drtrust.in

Corp Website: www.nureca.com
Email: customercare@nureca.com
Connect with us on social networks
Facebook: @drtrust
Instagram: @drtrustin
Youtube: NurecaUsa

COPYRIGHT©2021 NURECA LTD ALL RIGHTS RESERVED

ABOUT US

Driven by the passion for innovation, we at Dr Trust endeavour to provide our customers with the latest medical inventions with an objective to promote good health and wellness all around the world. All the medical devices and health monitors provided by Dr Trust are supported by accurate, latest and ground breaking technologies, innovated at our headquarter in NY, USA. All our products adhere to the most stringent CE and FDA guidelines and are strongly recommended by doctors and health practitioners. Our products are designed in the utmost exemplary ways to ensure that their accuracy and convenience are unrivalled. The ease of their use and operation makes them even more suitable for users of all age groups.

Dr Trust strives to enhance the quality of lifestyle by providing with the most trusted and innovative health care and wellness products. Being a renowned global leader in health care products, Dr Trust ensures that our technically efficient team works dynamically and tirelessly to provide the best of the medical devices to our clients. The products that we have to offer are suitably designed for use at homes, laboratories and hospitals.

Our ground breaking solutions allow you to monitor your health in the easiest ways possible. In today's era when all of our lives are too hassled to handle, it becomes a bit difficult to pay attention to our health. But it has now become easier with the coming of the monitoring devices which can be conveniently used at homes and even on the go.

We bring to you a variety of best self medical devices, trusted and used by Doctors, medical professionals and home users all over the world.



Scan to View
Product Demo Video
www.drtrust.in/519

Dr Trust Smart Body Fat Scale 519

QUICK START GUIDE

Step1

Download the "Dr Trust Scale Connect" app.

Step2

Open the App and complete your registration as a user.

Step3

Touch on "Go" to turn Bluetooth ON and start pairing your smartphone with scale.

Step4

Step on the scale lightly and touch the "Click to Pair" icon.

Step5

Stand on the scale again and click "Go" to begin measurement.

Note:

- It will work as an ordinary weighing scale when you stand on the scale.
- Please make sure your Device is Equipped with Bluetooth 4.0 or Above

OVERVIEW

The Dr Trust Smart Body Fat Scale 519 is easy to use. It calculates the values for body fat percentage, metabolism, skeletal muscle percentage, and visceral fat level correctly. It also calculates the Body Mass Index (BMI) and body age and body weight as well. The scale is a high precision strain gauge sensor system with a high-performance CPU to make accuracy. It is intended for use in the home for measuring weight and body fat mass generally in healthy adults 18 years of age or older. It comes with low battery and overload indications. While its APP account will allow you to store data for multi users with time & date.

BATTERY INSTALLATION

The scale is powered by 3XAAA batteries. Please follow the instructions as shared below:

First Use: Open the battery cover on the back of scale and put out the insulating strip.

Change Battery: Open the battery cover on the back of scale, then install the batteries properly according to the pictures shown below.



Note: After battery installation, please close the battery cover. Please use corresponding battery. Remove battery if it is not used for a long time (more than three months).

MEASURING BODY WEIGHT ONLY

When you stand on the scale, it will measure your body weight.



Instructions

Please follow given steps:

- 1) Place the scale on a hard and flat surface.
- 2) Carefully step on the platform of scale and stand as stationary as possible until the weight reading is shown and locked on the LED display.
- 3) The scale will be automatically off without further operation.



Note:


- Do not use it on the carpet or soft surface.

MEASURING BODY COMPOSITION

Operating Instructions

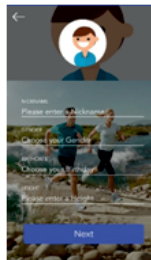
Download App

Download "Dr Trust Scale Connect" app from Apple Store or Google Play.

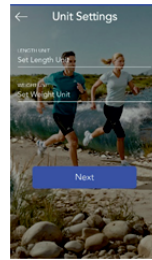


Pairing the Scale with Your Smartphone

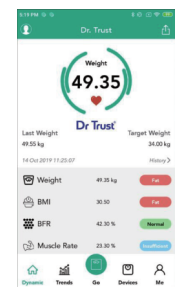
Open the App and enter your own ID, then personal information to complete your registration as user.



Choose length and weight units as per your choice in "Unit Settings".



Click on "Go" to start pairing your smartphone with scale.



Put the scale on a hard and flat surface and then step on the scale lightly for pairing.



After pairing, stand on the scale again with bare feet (do not move) and click "Go" to begin measurement. The scale shuts off after few seconds. App will show and save all indexes as history record.

Note: To make a proper measurement of body fat, please keep your bare feet on the electrodes of scale.

Please stay on the scale to start the

POWER SUPPLY

It is powered through 3X 1.5 V AAA batteries. The battery must be replaced when the weight machine starts showing low battery and an error message while taking weight.

ERROR CODES

Overload and Low Power Indication

1. LO--When the LED indicates "Lo", please replace batteries.
2. Err--Maximum capacity exceeded. When the scale is overloaded (Over 180kg/400lbs) "Err" will appear on the screen.



COMMON TROUBLE SHOOTING

- Always step on to the scale with bare, dry and clean feet touching the electrodes.
- Please ensure your Smart Phones and Dr Trust app both are updated to the latest versions.
- Please ensure that Bluetooth is activated on your smart Phone and the Dr Trust Scale Connect app has been given necessary permissions to work. (you can check this in the Dr Trust scale connect app settings.)