

• ABOUT US •

Driven by the passion for innovation, we at Dr Trust endeavour to provide our customers with the latest medical inventions with an objective to promote good health and wellness all around the world. All the medical devices and health monitors provided by Dr Trust are supported by accurate, latest and ground breaking technologies, innovated at our headquarter in NY, USA. All our products adhere to the most stringent CE and FDA guidelines and are strongly recommended by doctors and health practitioners. Our products are designed in the utmost exemplary ways to ensure that their accuracy and convenience are unrivalled. The ease of their use and operation makes them even more suitable for users of all age groups.

Dr Trust strives to enhance the quality of lifestyle by providing with the most trusted and innovative health care and wellness products. Being a renowned global leader in health care products, Dr Trust ensures that our technically efficient team works dynamically and tirelessly to provide the best of the medical devices to our clients. The products that we have to offer are suitably designed for use at homes, laboratories and hospitals.

Our ground breaking solutions allow you to monitor your health in the easiest ways possible. In today's era when all of our lives are too hassled to handle, it becomes a bit difficult to pay attention to our health. But it has now become easier with the coming of the monitoring devices which can be conveniently used at homes and even on the go.

We bring to you a variety of best self medical devices, trusted and used by Doctors, medical professionals and home users all over the world.

## Dr Trust Electronic Kitchen Scale - 518

• QUICK START GUIDE •

### Step 1

Install high quality batteries in the battery compartment

### Step 2

Put the scale on a flat surface and then place a bowl on its platform.

### Step 3

Load more than 500 g weight to activate the scale.

### Step 4

Wait until "0.0" is shown on the display before placing the item to be weighed on the plate.

### Step 5

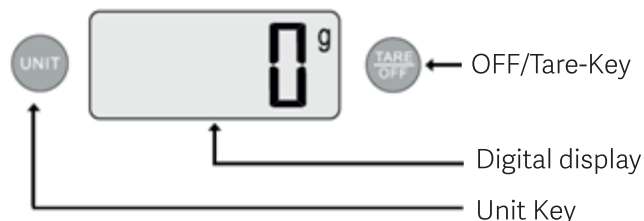
Press UNIT button to change display unit between g/oz/lb' oz/ml and fl'oz



## • INTRODUCTION •

Dr Trust Electronic Kitchen Scale -518 is designed to offer high precision weight reading in an easy way. This is a digital scale that works to give an accurate measurement for cooking or baking because accurate measurements assure perfect taste and texture of a dish. It measures very low weights and lightweight and compact design make it easy to store and maintain.

## • KEY COMPONENTS •



Capacity (Max.) 5kg (176.35. oz)

Division (d) 1g (0.05oz)

### Important Notes

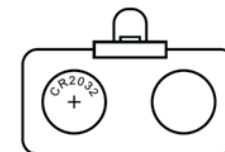
- Do not clean the scale with water or do not immerse it in water.
- If capacity is exceeded, the symbol "EEEE" appears in the display.
- The scale is designed for household use only. It is not suitable for commercial applications.

- It is not officially calibrated.
- Before the scale is used for the first time, the protective strip in the battery compartment must be removed.
- Do not overload the unit because excessive weight may cause permanent damage to the unit and cause false readings.


## • BATTERY •

To insert or replace the battery correctly, open the battery compartment located underneath the unit. When inserting the battery, always observe the correct polarity. The symbol (+) must face upwards.

- Use lithium battery type CR2032



- The symbol (+-) appears if the battery needs to be replaced.




- Use lithium battery type CR2032
- The symbol (+-) appears if the battery needs to be replaced.
- Auto switch-off occurs if display shows "LO".
- During extended periods of non-use, always remove the battery from the battery compartment.



## • OPERATION •

- Put the scales on a firm and level surface.
- Place a suitable bowl or container on the platform to put-in recipe ingredients for weighing.
- Loading more than 500g weight to activate the scale.
- Wait until display shows "0".




## • UNIT SELECTION •

Press the appropriate key  to convert between (g/oz/lb' oz/ml and fl'oz)



## • ADDITIONAL WEIGHT MEASUREMENTS/ TARE FUNCTION •

- To allow for any additional weight, always make sure to position any accessories (bowl etc) on the platform before the unit switched ON.
- Add ingredients to the bowl (or other accessory) used until the desired weight is displayed.

- To add more ingredients without first emptying the container, the Tare key may be pressed again. In this way, only the additional weight is displayed.
- After using, the scales may be switched off by holding down the  key. However, the unit will switch off automatically if no key is pressed within a 60 second period.

## • CLEANING AND CARE •

- The housing and platform may be wiped with a soft dry or slightly damp, lint-free cloth.
- Do not use any abrasives, harsh cleaning solutions or aggressive solvents for cleaning.
- Avoid storing unit in dusty or moist environments
- Avoid storing or operating unit in extreme temperature.
- Avoid strong impact or vibration to the unit, always operate unit on a flat stable surface.

## • SPECIFICATIONS •

1. Max Capacity:5kg
2. Graduation:1g
3. 47x25mm LCD digits



4. Press On
5. Tare Weight Function
6. Power Supply Mode: 1XCR2032 (include)
7. Equipped with High Strain Gauge Sensors
8. Weight Units: g/oz/ml/lb,oz/fl,oz
9. Automatic Zero and Switch Off
10. Low Battery and Overload Indication
11. Product Net Weight: 272g
12. Dimension: 160x200x38mm

#### Disposal

This product is classed as Electrical or Electronic equipment and should not be disposed with other household or commercial waste at the end of its useful life. The goods must be disposed of according to your local council guidelines.

## • CUSTOMER SUPPORT •

### CONTACT ADDRESS

#### USA

Nureca INC.USA  
276 5th Avenue, Suite 704-397,  
New York (NY) - 10001, USA

#### INDIA

#### Corporate Office (Mumbai)

Nureca Limited  
128 Gala Number Udyog Bhavan,  
1st Floor Sonawala Lane, Goregaon East  
Mumbai City Maharashtra 400063

#### Contact us

India: +91-7527013265 /+91-9356658436

Website: [www.drtrust.in](http://www.drtrust.in)

Corp Website: [www.nureca.com](http://www.nureca.com)

Email: [customercare@nureca.com](mailto:customercare@nureca.com)

Connect with us on social networks

Facebook: @drtrust

Instagram: @drtrustisin

Youtube: NurecaUsa

COPYRIGHT©2021 NURECA LTD ALL RIGHTS RESERVED



Scan to View  
Product Demo Video  
[www.drtrustusa.com/518](http://www.drtrustusa.com/518)