

## • ABOUT US •

Here at Dr Physio USA, we make the most imaginative, unwinding, and restorative, well-being and individual care Products.

in the hubbub of today's lifestyle, it becomes impossible to nurture yourself at times. In the chaos of maintaining every aspect of life efficiently, we forget that our bodies are not machines. they need absolute care and tenderness. Pain in neck, shoulder, back or foot should never be taken for granted. They can lead to serious ailments in the long run. To help you ease the situations of painfulness, Dr Physio USA brings to you excellent ways of relaxation and pain relief through our premium gadgets. We offer a non-intrusive answer to help renew and reestablish your muscles and relieve throbbing pain with our various products

The variety of items and massagers we offer are intended to target particulars areas of the body viz neck, shoulder, back, foot and so on. the adaptable capabilities of our gadgets are meant for utmost body relaxation after a long day at work.

Sit Back, Relax and enjoy the amazing Dr Physio experience by Dr Trust!!

Dr Physio from Dr Trust  
[www.drphys.io](http://www.drphys.io) | [www.drtrust.in](http://www.drtrust.in)

## Dr Physio

### Double Head Body Massager- 1010

## • Quick Start Guide •

#### Step 1

Insert the plug into the power socket

#### Step 2

Press the ON/OFF button, red light flashes.

#### Step 3

Adjust speed to enjoy massage as per your comfort level.

#### Step 4

After use, turn off the switch and pull the plug.

## • OVERVIEW •

Dr Physio Shiatsu Small Foot Massager is intended to deliver Shiatsu Foot Massage, a traditional unique therapy that helps for building a healthy body with deep kneading massage.



It has an extended handle that allows massaging hard-to-reach areas easily. It comes with 3 separate attachments to fulfill varied massage needs. Hold the massager on the sore muscle for about five minutes, and then let it rest for another five minutes. For those experiencing back pain in more than one spot, switch between spots after every five minutes. Repeat as needed until the muscle pain or tension is resolved. Repeat the process for 5 to 10 minutes, and then rest for at least 20 minutes. This allows the muscles to relax and it also ensures that the massager does not get too hot.

#### • KEY FEATURES •

- Compact dual head design
- Easy to use
- Comes with 3 different massage heads
- Massage intensity controller
- Non-slippery grip

#### • THREE TYPE OF MASSAGE HEADS •

Round Heads



Bumps by Heads



Dense Needle Heads



#### • ERGONOMIC ARC BACK DESIGN •

A long arc shape handle is convenient to utilize.



## • USAGE •

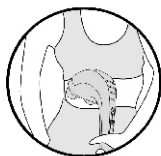
A long arc shape handle is convenient to utilize.



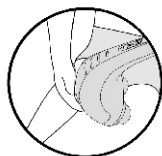
Arm



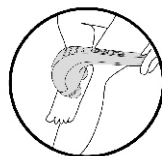
Shoulder



Waist



Thigh



Foot

## • CLEANING AND MAINTENANCE •

1. Before cleaning, turn off the power switch and pull the power plug.
2. Clean it with a soft cloth dipped with a natural detergent.
3. Do not use strong chemical to clean.
4. Avoid collision, weight & hard objects to stab on the surface of product.
5. Place the product in a cool and dry location.

## • KEY FUNCTIONS •

1. Eliminates fatigue and relaxes tired body
2. Eliminates spasm shoulders caused due to stiff neck
3. Eliminates ache or tiredness or rheumatism.
4. Eases tense muscles of back and waist.
5. Relax stiffed muscles and nerves, especially after exercise.
6. Relieve hip, shoulder, arm, neck, and overall body pain.

## • TECHNOLOGICAL PARAMETER •

Voltage	AC 240V
Frequency	50 Hz
Power	25 W

## • TROUBLESHOOT •

Fault	Reason	Fault Remedy
Motor not working	Plug not fixed up Switch is out of position	Fix up the plug well Check the switch.

### Attention

1. This product is not for medical use. It only provides the personal massage.
2. Keep it outreach of children.
3. Do not use this product in the following cases
  - When the power cord is damaged
  - Does not operate properly
  - Fallen on the ground or damaged
  - Fallen into the water



4. Do not stand or sit directly on the product, it may lead to fall accident.
5. If the power cord is damaged must use good quality cord.
6. Do not use the over voltage.
7. Do not pull the power cord directly with hands.
8. Do not use the massager in the humid environment, such as bathroom.
9. Do not place the product near the fire or in direct sunlight.
10. Do not use when lightening.
11. Do not cover massager while in use to avoid the motor overheating leading to failure.
12. Do not disassemble the internal components without permission to avoid failure of the machine.

## CUSTOMER SUPPORT

### CONTACT ADDRESS

#### USA

Nureca INC.USA

276 5th Avenue, Suite 704-397,

New York (NY) - 10001, USA

#### INDIA

#### Corporate Office (Mumbai)

Nureca Limited

128 Gala Number Udyog Bhavan,

1st Floor Sonawala Lane, Goregaon East

Mumbai City Maharashtra 400063

#### Contact us

India: +91-7527013265 / +91-9356658436

Website: [www.drtrust.in](http://www.drtrust.in)

Corp Website: [www.nureca.com](http://www.nureca.com)

Email: [customercare@nureca.com](mailto:customercare@nureca.com)

Connect with us on social networks

Facebook: @drtrust

Instagram: @drtrustisin

Youtube: NurecaUsa

COPYRIGHT ©2023 NURECA LTD ALL RIGHTS RESERVED



Scan to View  
Product Demo Video  
[www.drtrustusa.com/1010](http://www.drtrustusa.com/1010)