

● ABOUT US ●

Driven by the passion for innovation, we at Dr Trust endeavour to provide our customers with the latest medical inventions with an objective to promote good health and wellness all around the world. All the medical devices and health monitors provided by Dr Trust are supported by accurate, latest and ground breaking technologies, innovated at our headquarter in NY, USA. All our products adhere to the most stringent CE and FDA guidelines and are strongly recommended by doctors and health practitioners. Our products are designed in the utmost exemplary ways to ensure that their accuracy and convenience are unrivalled. The ease of their use and operation makes them even more suitable for users of all age groups.

Dr Trust strives to enhance the quality of lifestyle by providing with the most trusted and innovative health care and wellness products. Being a renowned global leader in health care products, Dr Trust ensures that our technically efficient team works dynamically and tirelessly to provide the best of the medical devices to our clients. The products that we have to offer are suitably designed for use at homes, laboratories and hospitals.

Our ground breaking solutions allow you to monitor your health in the easiest ways possible. In today's era when all of our lives are too hassled to handle, it becomes a bit difficult to pay attention to our health. But it has now become easier with the coming of the monitoring devices which can be conveniently used at homes and even on the go.

We bring to you a variety of best self medical devices, trusted and used by Doctors, medical professionals and home users all over the world.


Dr Trust Electronic Kitchen Scale - 517

● QUICK START GUIDE ●

Step 1

Check the battery and put the scale on the hard & even surface.

Step 2

Press the  key to turn the scale ON.

Step 3

Wait for 3 seconds and then place item to be measured on the scale platform.

Step 4

Press the 'Unit' button to choose measuring units and modes.

● INTRODUCTION ●

Designed to meet all your kitchen ingredients weighing needs, Dr Trust Electronic Kitchen Scale - 517 is the quickest and most accurate way to do measurements hassle-free. This handy scale makes weighing simple and provides precise weight reading of cooking/baking ingredients specified in your dieting guides. It is compact, lightweight, and convenient to use and store.



517


FEATURES

- Comes with high precision strain gauge sensor
- Features auto-tare function
- Have a smooth ABS platform
- LCD display
- Comes with quick unit conversion button
- Easily measures by grams/pounds/ounces (solid items)) or pounds/milliliters (liquid items)

OPERATION

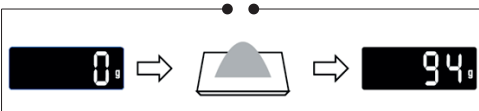
Step 1. Please install the battery in place.

Step 2. Put the scale on a hard & flat surface.

Step 3. Press the  key, the LCD will show "8888" and it will turn to "0" after 3 seconds.




Step 4. Put the food item on the scale, the LCD will show the weight of the food item.



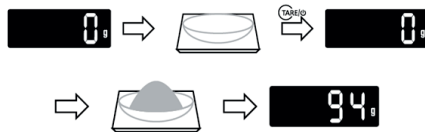
ZERO / TARE FUNCTION


TARE function will allow you to deduct the weight of a container from the total weight to determine the net weight of the contents only.

Step 1. In "Weight" mode, place a container on the scale, LCD will show the weight of container.

Step 2. Press the  key to clear the weight of the container, and then put the food into the container. Afterward, the LCD will show the food weight only.

Step 3. Repeat to press the  key to weight more food items.



Step 4. Removing the food on the containers, the LCD will display the load value; press the  key again, after seconds the LCD will show the weight in zero.

AUTOMATIC TURN OFF

The scale will turn off automatically after approximately 1 minute of having not used.

UNIT CHANGE (G/KG/LB/OZ/ML)

Under the weight mode, press the "UNIT" key to change the unit like "g" or "oz" etc. as demand.



OVERLOAD INDICATION

When the scale is overloaded, the "EEEE" will appear on the LCD.



LOW POWER INDICATION

When the LCD show "Lo", open the battery cover and replace the new battery with the correct polarity.

TROUBLESHOOTING

Problem	Possible Solution
Display screen not working	Check that the batteries are installed correctly. Batteries may need to be replaced.

ADVICE FOR RIGHT USE, CARE & STORAGE

- Please use scale on a hard & flat surface.
- Clean the scale with a wet cloth, avoid water seeping into the scale.
- Please remove the battery from the scale if it is not to be used for a long period.
- Do not put anything on the scale if the scale is not in use.
- Do not use chemical abrasive cleaners.
- Do not drop or beat the scales as it may damage the sensor.



517

- Do not put the scale in a wet or hot environment.
- Do not overload unit - max load capacity is 5000g.
- If the product is out of function, please check the battery status. It should be placed in the correct polarity.
- This scale is for family use only and should not be used commercially.
- Do not store it where you store cleaning chemicals.

PRODUCT SPECIFICATION

Technology	High Precision Strain Gauge Sensor
Maximum Weighing Capacity	5kg
Minimum Weighing Capacity	5g
Unit:	g/kg/oz/lb or oz/ml
Display:	LCD
Power:	1×3V CR2032 lithium battery
Battery:	3X1.5 V AAA batteries

CUSTOMER SUPPORT

CONTACT ADDRESS

USA

Nureca INC.USA
276 5th Avenue, Suite 704-397,
New York (NY) - 10001, USA

INDIA

Corporate Office (Mumbai)
Nureca Limited

128 Gala Number Udyog Bhavan,
1st Floor Sonawala Lane, Goregaon East
Mumbai City Maharashtra 400063

Contact us

India: +91-7527013265 /+91-9356658436

Website: www.drtrust.in

Corp Website: www.nureca.com

Email: customercare@nureca.com

Connect with us on social networks

Facebook: @drtrust

Instagram: @drtrustisn

Youtube: NurecaUSA

COPYRIGHT©2021 NURECA LTD ALL RIGHTS RESERVED



Scan to View
Product Demo Video
www.drtrustusa.com/517