

• ABOUT US •

Here at Dr Physio USA, we make the most imaginative, unwinding, and restorative, well-being and individual care Products.

In the hubbub of today's lifestyle, it becomes impossible to nurture yourself at times. In the chaos of maintaining every aspect of life efficiently, we forget that our bodies are not machines. they need absolute care and tenderness. Pain in neck, shoulder, back or foot should never be taken for granted. They can lead to serious ailments in the long run. To help you ease the situations of painfulness, Dr Physio USA brings to you excellent ways of relaxation and pain relief through our premium gadgets. We offer a non-intrusive answer to help renew and reestablish your muscles and relieve throbbing pain with our various products

The variety of items and massagers we offer are intended to target particular areas of the body viz neck, shoulder, back, foot and so on. the adaptable capabilities of our gadgets are meant for utmost body relaxation after a long day at work.

Sit Back, Relax and enjoy the amazing Dr Physio experience by Dr Trust!!

Dr Physio from Dr Trust
www.drphys.io | www.drtrust.in

Dr Physio

Air Compression Pressure Massager - 1016

• Quick Start Guide •

Step 1

Slip Leg Wraps into place.

Step 2

Connect leg wraps and the handheld holder using the connecting pipes.

Step 3

Connect the power adapter to the control unit and keep it in the OFF position.

Step 4

Plug the control unit into the outlet and then power ON.

Step 5

Press Air Pressure and Mode buttons to do adjustments up to the desired comfort level.

Step 6

Press the power button again to turn OFF the unit.



• INTRODUCTION •

Dr Physio Air Compression Pressure Massager uses air pressure to imitate the expert hands to deliver a relaxing massage in the comfort of your home. It can be used to massage legs, arms, feet, hands, and other body parts. The provided cuffs are fully adjustable to be a natural fit around the different body parts. The cuff inflation and deflation process is helpful for improving blood circulation, restless leg syndrome, relieve varicose veins, leg edema, swelling, cramps, and other symptoms caused by poor circulation. The massager works for 15 minutes each time and shut-off automatically.

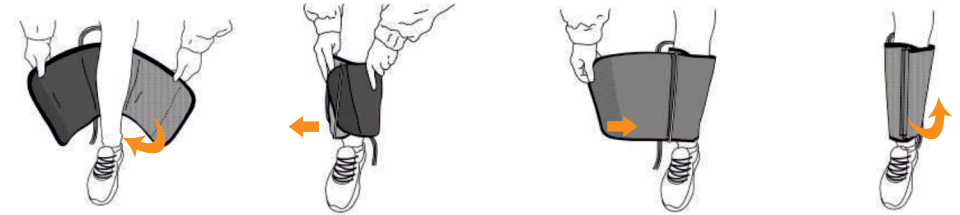
• KEY BODY PARTS AND THEIR FUNCTIONS •

- Two widely adjustable cuffs to fit different sizes arms, legs, calves, and feet.
- Handheld controller with a power button, pressure intensities and two massage modes selection buttons.
- Adapter for power supply.
- Air pipes for connecting cuffs and controller.

• SETUP INSTRUCTIONS •

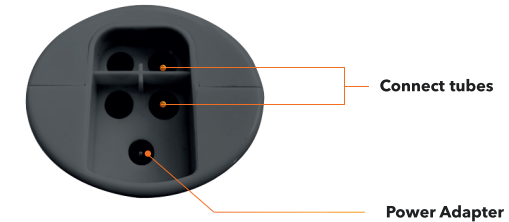
You can start using the device by either laying on a bed, couch or floor or sitting in a chair.

Step 1. Wrap cuffs correctly on the body parts (legs, arms, feet etc) to have massage.



Step 2. Connect the wrapped cuffs to the handheld controller with the air pipes.

Step 3. Connect the AC/DC Adapter to the controller.



Step 4. Plug it into the power outlet before turning it ON from the control unit.

Step 5. You can adjust the intensity of pressure and mode of massage.

Step 6. It will work for 15 minutes continuously and afterward switch off automatically.

Step 7. Press the control switch to turn it off in between the massage.

Step 8. Always start with the lowest pressure setting and then adjust up to the desired comfort level.

Step 9. When using, always have control unit in hand.



• CONTROLLER DISPLAY WITH BUTTON DESCRIPTION •




Handheld Controller

1. Power Button

Turn the device On/Off by using the Power Button.

2. Pressure Control Button

It has 3 settings (Low/Mid/High) to choose pressure level as per your choice. Yellow, Green and Red light indicate about your selection.

Pressure level	Pressure (kPa)	LED indicator
Low	21 - 33	 Green
Mid	25 - 36	 Yellow
High	34 - 51	 Red

3 Mode Buttons

It has 2 mode buttons to switch between the two types of massage. You can choose the suitable massage mode to enjoy an excellent massage.



• KEY BENEFITS •

- The air compression massager is very helpful to care arms, legs, and feet.
- It relieves fatigue and pain quickly and very good for those who have high work pressure.
- Improves blood circulation.
- Relaxes muscles after workout.
- Helpful for those who have varicose veins and restless leg syndrome.
- You can have massage anytime, anywhere.

• CARE INSTRUCTIONS •

- Gently wipe clean the adhesive surface with a cloth when it becomes dirty.
- Do not bleach or Dry clean.

• SPECIFICATIONS •

Default Run time	15 min
Battery	12 V
Dimensions	655X262 mm
Weight	1.222 kg
Cuff length	655 mm

• PACKAGE CONTENTS •

- 2x Air Compression Cuffs/Wraps
- 1x Controller



- 2x Air Pipes
- 1x User Manual

• IMPORTANT SAFETY INSTRUCTIONS •

- When it is on, never leave it unattended.
- Always keep it away from the water.
- Keep it out of reach of children.
- Do not use near children unless supervised.
- Always turn it off after use.
- Turn off immediately if unit is exposed to water.
- Do not use cuffs on both arms simultaneously.
- Do not wear accessories (watches, bracelets, etc) when using the massager.
- Do not place cuffs near heat or water source.
- Do not use other devices to pump air into the cuffs.

Avoid Using this Device if you have the following conditions;

- Pregnant or postpartum
- Skin with allergies or wounds
- Heart disease
- Malignant tumours
- Bone damages
- High blood pressure or abnormal blood pressure
- Osteoporosis

Note: *This item is intended to gently compress & stimulate feet, legs & thighs. Please allow at least five minutes for the cuffs to fully inflate to receive the full benefits of the air compression action.*

• CUSTOMER SUPPORT •

CONTACT ADDRESS

USA

Nureca INC.USA
276 5th Avenue, Suite 704-397,
New York (NY) - 10001, USA

INDIA

Corporate Office (Mumbai)

Nureca Limited
128 Gala Number Udyog Bhavan,
1st Floor Sonawala Lane, Goregaon East
Mumbai City Maharashtra 400063

Contact us

India: +91-7527013265 /+91-9356658436

Website: www.drtrust.in

Corp Website: www.nureca.com

Email: customercare@nureca.com

Connect with us on social networks

Facebook: @drtrust

Instagram: @drtrustisin

Youtube: NurecaUsa

COPYRIGHT©2021 NURECA LTD ALL RIGHTS RESERVED



Scan to View
Product Demo Video
www.drtrustusa.com/1016