

• **ABOUT US** •

Driven by the passion for innovation, we at Dr Trust endeavour to provide our customers with the latest medical inventions with an objective to promote good health and wellness all around the world. All the medical devices and health monitors provided by Dr Trust are supported by accurate, latest and ground breaking technologies, innovated at our headquarter in NY, USA. All our products adhere to the most stringent CE and FDA guidelines and are strongly recommended by doctors and health practitioners. Our products are designed in the utmost exemplary ways to ensure that their accuracy and convenience are unrivalled. The ease of their use and operation makes them even more suitable for users of all age groups.

Dr Trust strives to enhance the quality of lifestyle by providing with the most trusted and innovative health care and wellness products. Being a renowned global leader in health care products, Dr Trust ensures that our technically efficient team works dynamically and tirelessly to provide the best of the medical devices to our clients. The products that we have to offer are suitably designed for use at homes, laboratories and hospitals.

Our ground breaking solutions allow you to monitor your health in the easiest ways possible. In today's era when all of our lives are too hassled to handle, it becomes a bit difficult to pay attention to our health. But it has now become easier with the coming of the monitoring devices which can be conveniently used at homes and even on the go.

**We bring to you a variety of best self medical devices, trusted and used by Doctors, medical professionals and home users all over the world.**

**Dr Trust**

**Absolute Leather Personal Scale- 506**

• **QUICK START GUIDE** •

**Step 1**

Check batteries and place the unit on a hard and flat surface. Avoid carpet and other soft surfaces.




**Step 2**

Gently step on the scale and it will activate automatically.



**Step 3**

Put your feet again on the scale and remain standing on it without moving or shifting your feet or body. The scale will then display your weight and lock it.



• **INTRODUCTION** •

The Dr Trust Absolute Leather Personal Scale- 506 is intended for use in the measurement of body weight. It is a completely automatic system that makes Body weight measurements easy so that you can manage your weight easily to maintain good health. It has a large display that shows your accurate weight measurements clearly after each use. The scale is designed for home use only.

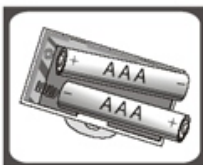


### • POWER RESOURCE •

Works with 2X 1.5V AAA batteries (Included in the battery compartment)

#### Battery Replacement

- Remove the battery cover
- Insert 2XAAA batteries inside the battery compartment
- Make sure to check the polarity.
- Close the battery cover tightly.



### • AUTOMATIC SWITCH OFF •

When you step off the scale, it will automatically switch off. Auto shut off occurs if the display shows "0.0" or shows the same weight reading for approximate 8 seconds.

### • TO CONVERT WEIGHT UNIT •


If the scale is with both measuring system of Metric (kilograms) and Imperial (pounds).

- Find the unit switch on the back of the scale.
- Press the unit conversion button when scale is power on, LCD shows current weight unit.
- Press the button again to convert weight unit between kg-lb.



### • OVERLOAD INDICATION •

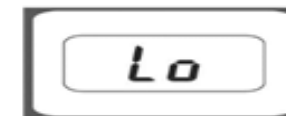
When the scale is overloaded (over 180kg) the following message will appear on the screen.



*Note: Please step off to avoid damage.*

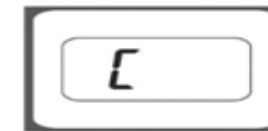
### • LOW BATTERY INDICATION •

When the battery power is low, please open the battery cover, then take out the batteries carefully from the battery compartment to replace the old batteries with the new ones.



### • RE-TEST •

"C" appears on the display when you step off the scale, means this weight reading is with an error. So, please re-test.



### • SAFETY INFORMATION •

- This scale is not intended for commercial use.
- To weigh safely and accurately, please stand on the center of the platform and stand still until a result is calculated.
- DO NOT strike or drop the scale.



## • CARE AND MAINTAINANCE •

- Clean the scale with a damp cloth and avoid getting water or any other liquid inside the scale.
- DO NOT use chemical or abrasive cleaning agents to clean the scale.
- Keep the scale in a cool environment with dry air.
- Always keep the scale in a horizontal position; do not store vertically.

## • TECHNICAL SPECIFICATIONS •

Weight Capacity	400 lb/180 kg/28
Weight Units	Kg/lb
Battery	2 x 1.5V AAA batteries
Platform	Plastic Leather Look
Display	LCD
Body Type	ABS
Automatic Off	8 Seconds

## • CUSTOMER SUPPORT •

### CONTACT ADDRESS

#### USA

Nureca INC.USA  
276 5th Avenue, Suite 704-397,  
New York (NY) - 10001, USA

#### INDIA

#### Corporate Office (Mumbai)

Nureca Limited  
128 Gala Number Udyog Bhavan,  
1st Floor Sonawala Lane, Goregaon East  
Mumbai City Maharashtra 400063

#### Contact us

India: +91-7527013265 / +91-9356658436

Website: [www.drtrust.in](http://www.drtrust.in)

Corp Website: [www.nureca.com](http://www.nureca.com)

Email: [customercare@nureca.com](mailto:customercare@nureca.com)

Connect with us on social networks

Facebook: @drtrust

Instagram: @drtrustisin

Youtube: NurecaUsa

COPYRIGHT ©2021 NURECA LTD ALL RIGHTS RESERVED



Scan to View  
Product Demo Video  
[www.drtrustusa.com/506](http://www.drtrustusa.com/506)