

• ABOUT US •

Here at Dr Physio USA, we make the most imaginative, unwinding, and restorative, well-being and individual care Products.

In the hubbub of today's lifestyle, it becomes impossible to nurture yourself at times. In the chaos of maintaining every aspect of life efficiently, we forget that our bodies are not machines. they need absolute care and tenderness. Pain in neck, shoulder, back or foot should never be taken for granted. They can lead to serious ailments in the long run. To help you ease the situations of painfulness, Dr Physio USA brings to you excellent ways of relaxation and pain relief through our premium gadgets. We offer a non-intrusive answer to help renew and reestablish your muscles and relieve throbbing pain with our various products

The variety of items and massagers we offer are intended to target particular areas of the body viz neck, shoulder, back, foot and so on. the adaptable capabilities of our gadgets are meant for utmost body relaxation after a long day at work.

Sit Back, Relax and enjoy the amazing Dr Physio experience by Dr Trust!!

Dr Physio from Dr Trust  
www.drphys.io | www.drtrust.in

Dr Physio

USA Shiatsu Neck and Shoulder Massager -1013

• QUICKSTART GUIDE •

Step 1

Connect the power cable to the massager and the electrical outlet.

Step 2

Press the power button to begin the massage. Kneading and warming functionality will start automatically.

Step 3

Press the rotation button to set the massage direction.

Step 4

Press the intensity button to choose among three massage speed levels- low, medium, and high.

Step 5

Press the infrared heat button to turn ON/OFF warm function.

Step 6

Press the power button to stop the massager any time.



• INTRODUCTION •

Dr Physio USA Shiatsu Neck and Shoulder Massager -1013 is designed to provide kneading massage on shoulders, neck, back, waist and other body parts. Equipped with 16 heating balls, this massager relaxes the body muscles by improving blood circulation. It relieves soreness and stress effectively through infrared heating massage. Anybody can use it easily with setting massage at comfortable intensity level. Its moving balls deliver targeted massage or quick relief from aching and muscle pain.

• FEATURES •

- Precision device for professional massage experience
- A comprehensive thermal protection device
- Infrared light - produces warmth
- 16 massage heads
- High- quality skin friendly coverage with soft touch
- Equipped with 2 power lines
- 3 Speed Intensity levels- low, medium and high

Attention

- It has heating feature, so do not use unsupervised if you have low temperature sensitivity.
- Must follow the instructions carefully given in the manual.

• ABOUT US •

Here at Dr Physio USA, we make the most imaginative, unwinding, and restorative, well-being and individual care Products.

In the hubbub of today's lifestyle, it becomes impossible to nurture yourself at times. In the chaos of maintaining every aspect of life efficiently, we forget that our bodies are not machines. they need absolute care and tenderness. Pain in neck, shoulder, back or foot should never be taken for granted. They can lead to serious ailments in the long run. To help you ease the situations of painfulness, Dr Physio USA brings to you excellent ways of relaxation and pain relief through our premium gadgets. We offer a non-intrusive answer to help renew and reestablish your muscles and relieve throbbing pain with our various products

The variety of items and massagers we offer are intended to target particular areas of the body viz neck, shoulder, back, foot and so on. the adaptable capabilities of our gadgets are meant for utmost body relaxation after a long day at work.

Sit Back, Relax and enjoy the amazing Dr Physio experience by Dr Trust!!

Dr Physio from Dr Trust  
www.drphys.io | www.drtrust.in

Dr Physio

USA Shiatsu Neck and Shoulder Massager -1013

• QUICKSTART GUIDE •

Step 1

Connect the power cable to the massager and the electrical outlet.

Step 2

Press the power button to begin the massage. Kneading and warming functionality will start automatically.

Step 3

Press the rotation button to set the massage direction.

Step 4

Press the intensity button to choose among three massage speed levels- low, medium, and high.

Step 5

Press the infrared heat button to turn ON/OFF warm function.

Step 6

Press the power button to stop the massager any time.



• INTRODUCTION •

Dr Physio USA Shiatsu Neck and Shoulder Massager -1013 is designed to provide kneading massage on shoulders, neck, back, waist and other body parts. Equipped with 16 heating balls, this massager relaxes the body muscles by improving blood circulation. It relieves soreness and stress effectively through infrared heating massage. Anybody can use it easily with setting massage at comfortable intensity level. Its moving balls deliver targeted massage or quick relief from aching and muscle pain.

• FEATURES •

- Precision device for professional massage experience
- A comprehensive thermal protection device
- Infrared light - produces warmth
- 16 massage heads
- High- quality skin friendly coverage with soft touch
- Equipped with 2 power lines
- 3 Speed Intensity levels- low, medium and high

Attention

- It has heating feature, so do not use unsupervised if you have low temperature sensitivity.
- Must follow the instructions carefully given in the manual.

● GENERAL CAUTIONS ●

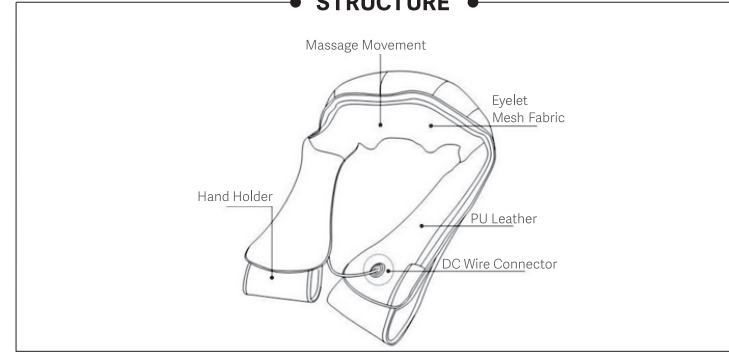
When using the Dr Physio USA Shiatsu Neck and Shoulder Massager -1013, all instructions and basic precautions should always be followed, including the following:

- It is advised to consult a doctor for using this massager by pregnant women and patient with serious disease like malignancy.
- Please do not touch the internal parts in any case.
- Do not clean the switch with water.
- Unplug the power cord when not in use or before putting on or taking off parts.
- Do not use a damaged power cord or plug.
- Do not spray volatile oil, paint, or pesticides.
- Do not use in humid places such as bathrooms.
- Please avoid direct sunlight for long period of time to avoid damage.
- Please do not open the shell or replace the internal parts.
- Do not place or use it near fire
- Please keep the product away from children.
- Do not operate under blanket or pillow.
- Close supervision is necessary when this product is used by, or near disabled persons or small children.
- Use it only for its intended use as described in this manual.
- Do not use attachments not recommended by the manufacturer.
- Do not drag or carry this product by its supply cord.

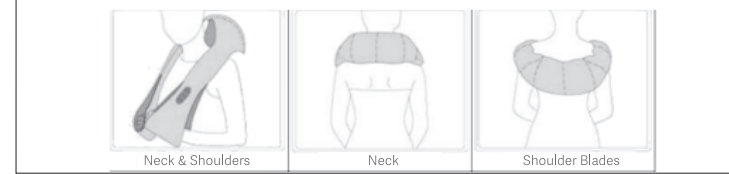


- Keep the cord away from heated surfaces.
- Never drop or insert any object into any of its openings.

● STRUCTURE ●



● MASSAGER USE ON DIFFERENT BODY PARTS ●



● CUSTOMER SUPPORT ●

**CONTACT ADDRESS**  
**USA**  
 Nureca INC.USA  
 276 5th Avenue, Suite 704-397,  
 New York (NY) - 10001, USA  
**INDIA**  
**Corporate Office (Mumbai)**  
 Nureca Limited  
 Office No. 101, 1st Floor, Udyog Bhavan  
 Sonawala Lane, Goregaon East,  
 Mumbai, Maharashtra - 400063, India  
**Contact us**  
 India: +91-7527013265 /+91-9356658436  
 Website: [www.drtrust.in](http://www.drtrust.in)  
 Corp Website: [www.nureca.com](http://www.nureca.com)  
 Email: [customercare@nureca.com](mailto:customercare@nureca.com)  
 Connect with us on social networks  
 Facebook: @drtrust  
 Instagram: @drtrustisin  
 Youtube: NurecaUsa  
 COPYRIGHT © 2023 NURECA LTD ALL RIGHTS RESERVED

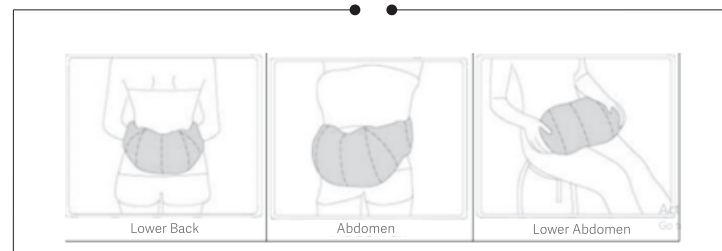


Scan to View  
 Product Demo Video  
[www.drtrustusa.com/1013](http://www.drtrustusa.com/1013)

Rated Voltage:	DC12V / 2A
Rated Power:	24W

● TROUBLESHOOTING ●

Problem	Cause/Treatment
Unable to turn on the power	Please confirm that the massage button has been pressed.
Suddenly stops working during massage	Accidentally turned the switch OFF. Product has 15-minute automatic timing. It will stop when the time limit has been reached.



● CONTROL BUTTONS ●

Symbol	Key Name
	Power On/Off
	Heads Rotation
	Intensity
	Infrared Warming



● OPERATION INSTRUCTIONS ●

1. Insert the plug into the power jack.
2. Press the "⏻" (power ON/OFF) button. The massager will start its kneading and warming functionality automatically.
3. Press the "↻" (rotation) button to set the massage heads motion clockwise or anti clockwise.
4. The product has three-speed intensity to adjust. Press "🔊" to adjust massage speed at low, medium and high level.
5. Press the "🔥" (heating) to turn ON/OFF the infrared heat function.
6. Press "⏻" to turn off the massage or wait until it stops automatically.

After use: Pull it off from the plug after use or when it is not in use.

Using in the Car

- For using it in the car, connect the output port of cigarette lighter to the massager plug.
- Press the "⏻" switch of control panel. The massager starts to work.
- Press the "↻" button, the massager heads rotate in reverse direction repeatedly.
- Press the "🔥" button, start infrared heating function.
- Press the "🔊" button to set the intensity as per your comfort level.
- After use, turn off the massager then disconnect the plug.

● CLEANING, MAINTENANCE & STORAGE ●

- Before you clean, please make sure that the switch is in the off position and that the power plug has been pulled out from the socket. Please use a soft dry cloth to clean the product.
- Do not use any detergents or thinners on the product.
- Make sure that the switch is off, and the power plug has been pulled out from the socket when not in use or before storage.
- Keep the product clean and away from wet or extremely hot environments.

Note

- The product has the heating function; please pay attention to the people who are not sensitive to heat.
- In case of any discomfort, please stop using it immediately.
- Turn off the switch after each use.
- Drinking 500 ml water or hot tea after massage will help to promote body metabolism.
- Note: Not Intended for Therapeutic Use

● PRODUCT SPECIFICATIONS ●

Product Name:	Dr Physio USA Shiatsu Neck and Shoulder Massager -1013
---------------	--

