

ABOUT US

Trumom from Dr Trust strive to provide you with the best parenting experience. We understand that parenting can be beautiful yet a challenging task. So, we are present to support you at every step of parenthood. Our products are designed while keeping in mind the best interests of mothers and babies. They all are BPA free, made from safe plastics and each of them is CE approved.

Not only user-friendly, but our product also ensures a deep and loving bond between a mother and her baby. The care, the love, and the nurturing our products offer are incredible and are much needed for the growing baby. Our thorough research on infant health and safety is what helped us become pioneers in mother care and infant products. We offer comfortable and durable products for not only newborns and toddlers but also their mothers. Mothers need attention and utmost care as well.

Since our establishment, we have been working towards the healthy growth and happiness of our customers. Our advanced research and innovation have paid off in creating the beneficial baby and maternity care products. We strive to be at your service anytime, anywhere.

Dr Trust brings to you a variety of best self medical devices, trusted and used by Doctors, medical professionals and home users all over the

Trumom from Drtrust
www.trumom.in / www.drtrust.in

Trumom

Bottle sterilizer and Food Steamer 2009

QUICK STARTUP GUIDE

For Sterilization

Step 1

Pour 100 ml of pure water into the sterilizer base.

Step 2

Place the six bottles into the locators of the tray and fit this tray into place.

Step 3

Close the cover and plug the lead into the mains power outlet.

Step 4

Press the ON/OFF button to turn ON the sterilizer. Remove the bottles & other feeding supplies once the sterilization is done.

Steam Food

Step 1

Pour pure water into the sterilizer as per the volume of food.

Step 2

Put the food on the shelf and close the cover.

Step 3

Plugin and press the ON/OFF button which will turn the indicator light ON.

Step 4

The machine automatically turns off once the water is evaporated.



INTRODUCTION

Sterilizer, bottle warmer and food warmer, all 3 functions are integrated in Trumom Bottle Sterilizer & Food Steamer -2009 to save modern mothers time and efforts. It uses electric steam for bottles sterilization and feed warming only in 9 minutes. One button operation and automatic shut off helps you prepare healthy food conveniently with the prevention of overheating. Continuous high temperature steam sterilization eliminates the bacteria on the bottle and other items very fast.

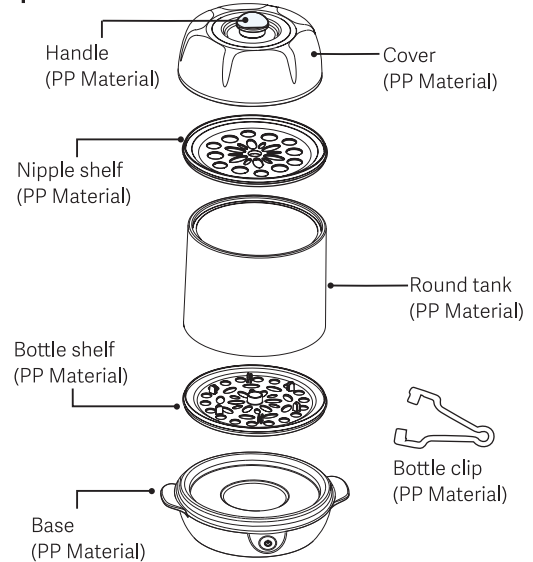
Key Features

- Fits up to six bottles at the same time.
- Sterilize everything used to breastfeed.
- Fits varied size and shape of bottles.
- Done work in just nine minutes.
- Convenient, compact, and portable.
- Super easy to use, even with single hand.
- pacifiers, clothes, cookware, stuffed toys and more can be sterilized.
- Small volume with big capacity
- After sterilizing, automatically turn off.

COMPONENTS

All the components are made of baby plastic, resistant to heat up to 110 degree Celsius.

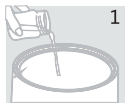
Components



HOW TO USE

Sterilization

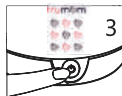
- Pour 100ml of pure water into the heating plate.



- Place the bottle in the sterilizer. Make sure that the sterilizer is placed on a platform, leveled, and secured against movement. Close the cover.



- Plug in and press the ON/OFF button to turn ON the sterilizer which will turn the indicator light on. Machine will automatically turn off once the water is evaporated. Do not remove the bottles, nipples & other feeding supplies before it cools down.



Note: Sterilization time is about 9 minutes.

Steam Food

- Pour 100 ml of pure water in the sterilizer (Add more water if required as per the volume of food).



- Put the food on the shelf and close the cover.



- Plug in and press the ON/OFF button which will turn the indicator light ON. Machine automatically turns off once the water is evaporated.



Note: Steaming time is about 9 minutes.

ATTENTION

1. This appliance shall not be used by children. Keep the appliance and its cord out of reach of children.
2. Appliance cannot be used by persons with reduced physical, sensor or mental capabilities or lack of experience and knowledge if they have been given supervision or instruction concerning use of the appliance in a safe way and understand the hazards involved.
3. Children shall not play with the appliance.
4. If the supply cord is damaged, it must be replaced by qualified persons to avoid a hazard.



5. This appliance is not intended for bed and breakfast type environments.
6. Make sure there is water in the base before sterilizing.
7. Be cautious of the high temperature steam.
8. Do not touch the stainless-steel base when it works.
9. Do not make the base immerse into the water, only use the wet cloth to wipe it.
10. Please pull out the plug firstly if there is any emergency.

This appliance is intended to be used in household and similar applications such as:

- Staff kitchen areas in shops, offices, and other working environments
- Farmhouses by clients in hotels, motels, and other residential type environments.

● SPECIFICATIONS ●

Name of the Product	Trumom Bottle Sterilizer & Food Steamer -2009
Voltage	220V-50Hz
Power	600 W

● CUSTOMER SUPPORT ●

CONTACT ADDRESS

USA

Nureca INC.USA
276 5th Avenue, Suite 704-397,
New York (NY) - 10001, USA

INDIA

Corporate Office (Mumbai)

Nureca Limited
Office No. 101, 1st Floor, Udyog Bhavan
Sonawala Lane, Goregaon East,
Mumbai, Maharashtra - 400063

Contact us

India: +91-7527013265 / +91-9356658436

Website: www.drtrust.in

Corp Website: www.nureca.com

Email: customercare@nureca.com

Connect with us on social networks

Facebook: @drtrust

Instagram: @drtrustisin

Youtube: NurecaUsa

COPYRIGHT © 2022 NURECA LTD ALL RIGHTS RESERVED



Scan to View
Product Demo Video
www.trumom.com/2009