

• ABOUT US •

Here at Dr Physio USA, we make the most imaginative, unwinding, and restorative, wellbeing and individual care Products.

In the hubbub of today's lifestyle, it becomes impossible to nurture yourself at times. In the chaos of maintaining every aspect of life efficiently, we forget that our bodies are not machines. They need absolute care and tenderness. Pain in neck, shoulder, back or foot should never be taken for granted. They can lead to serious ailments in the long run. To help you ease the situations of painfulness, Dr Physio USA brings to you excellent ways of relaxation and pain relief through our premium gadgets. We offer a non-intrusive answer to help renew and reestablish your muscles and relieve throbbing pain with our various products

The variety of items and massagers we offer are intended to target particular areas of the body viz neck, shoulder, back, foot and so on. the adaptable capabilities of our gadgets are meant for utmost body relaxation after a long day at work. Since we are continually in pursuit of excellence, our research and development team at NY, USA works diligently to ensure that each of our innovations are available at a value you would appreciate.

Sit Back, Relax and enjoy the amazing Dr Physio experience by Dr Trust!!

Dr Physio from Dr Trust
www.drphys.io | www.drtrust.in

Dr Physio
Supervolt Massage Gun – 1023

• QUICK STARTUP GUIDE •

IMPORTANT
This is for adult use only.

Step1.
Select the appropriate detachable head and install it into the massager.

Step2.
Power the device on by pressing the power switch for 2-3 second.

Step 3.
It will start at the lower level with glowing the blue light.

Step 4.
Press the power button repeatedly to shift the massage levels up to 6.

Thank you for purchasing the Dr Physio Supervolt Massage Gun – 1023. Please read this manual carefully and follow the safety guidelines and appropriate usage instructions to ensure optimum performance and safety.



1023

• IMPORTANT NOTE •

Massage should be avoided during pregnancy, diabetes with complications such as neuropathy, wear of pacemakers, recent surgery, epilepsy or migraines, spondylolysis, recent joint replacements, etc. Frail individuals should be accompanied by an adult when using this device. These contra indications do not mean that you are not able to use this device, but we advise you to consult a doctor first.

• PRODUCT OVERVIEW •

You will fall in love with the Dr Physio Massage Gun – 1023 for its functionality, effectiveness, and design. It will benefit a lot more from others as it delivers high-intensity percussive massage with concentrated pressure into targeted muscle tissues. It comes with six head attachments for working out diversely on muscles' knots wherever you may experience them. This is a powerful percussion massager from Dr Physio as it gives you a relaxing and pain-relieving experience with every massage session.



1023

• SPECIFICATIONS •

- Comes with 6 attachments
- T-shaped design
- Comfortable to grip
- 6 speed/power settings
- Compact and handheld
- Fit easily into a bag or suitcase

• CAUTION •

1. Recommended usage time for an individual is 15 minutes at a time. Avoid using the product on the same spot for more than 60 seconds.
2. When massaging, take note of the movement of massage heads and refrain from using excessive intensity. Do not use the product on head, neck, chest, armpit, abdomen, spine, bony areas, joints and inflamed or bruised parts of the body.

• BODY PARTS AND FUNCTIONS •



1023

• INSTALLATION OF A MASSAGE HEAD •

Figure 1: Correct installation direction of massage head

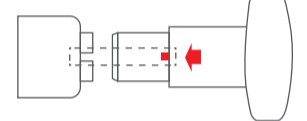
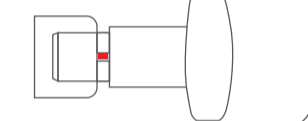


Figure 2: Massage head installation completed



• MASSAGE ATTACHMENTS AND THEIR USAGE •

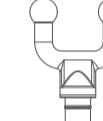
Standard Ball Head: Mainly used for big muscles.



Small Flat Head: Mainly used for all parts of body.




U Shape Head: Mainly used for waist and big muscles.



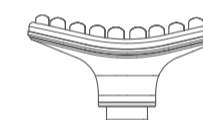
Cone Head: Mainly used for arthrosis and deep muscle group.



Big Ball Head: Mainly used for big and small muscle group.



Arc-shaped Head: Mainly used for thigh and arm.



1023

• IMPORTANT INSTRUCTIONS •

- Use only on the dry and clean body part over clothing by lightly pressing and moving across the body for approximately 60 seconds per region.
- Do not use on head or any hard or bony area of the body.
- Keep fingers, hair, or any other body part away from the shaft and backside of the applicator as pinching may occur.
- Do not place any object into the ventilation holes of the machine.
- Do not immerse in water or allow water to enter the ventilation holes of the machine.
- Do not drop or misuse the machine.

• PRODUCT SPECIFICATION •

RATED VOLTAGE: 220V	FREQUENCY: 50HZ
POWER: 40W	WORKING TIME: 15 MINUTES

• MAINTENANCE & STORAGE •

Use soft cloth or gentle cleanser to clean the massager's body. Keep water, liquids, and humidity away from the machine, as moisture will damage the interior electronic components.



1023

• CUSTOMER SUPPORT •

CONTACT ADDRESS
USA
Nureca INC.USA
276 5th Avenue, Suite 704-397,
New York (NY) - 10001, USA

INDIA
Corporate Office (Mumbai)
Nureca Limited
Office No. 101, 1st Floor, Udyog Bhavan
Sonawala Lane, Goregaon East,
Mumbai, Maharashtra - 400063, India.
Contact us
India: +91-7527013265 / +91-9356658436
Website: www.drtrust.in
Corp Website: www.nureca.com
Email: customercare@nureca.com
Connect with us on social networks
Facebook: @drtrust
Instagram: @drtrustsin
Youtube: NurecaUSA



Scan to View
Product Demo Video
www.drtrustusa.com/1023

COPYRIGHT © 2021 NURECA LTD ALL RIGHTS RESERVED