



THUMB GRIP SET

INSTRUCTIONS

STEP 1

Turn up the edge of the grip


STEP 2

Put the grip on the joystick and fall the edge

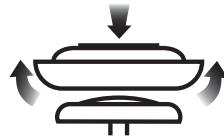
STEP 3

Adjust the edge until it wraps the joystick completely.



SKIN
GRIP



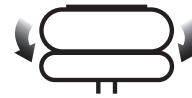
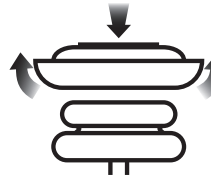
CQC
ELITE



FPS
MASTER



FPS
Pro



Note:

If the thumb grips become slippery, please clean them with detergent or medical alcohol.

Note:



The thumb grip may fall off easily if it does not wrap the joystick completely.