

Drysuit Form

Formularz zamówień

Name
Imię

Surname
Nazwisko

Address
Adres

City
Miasto

Postcode
Kod

Country
Kraj

Telephone
telefon

e-mail
e-mail

Company
Firma

Address
Adres

EU VAT No.
numer VAT

Notes
Uwagi



Kind Rodzaj	<input type="checkbox"/> for men dla mężczyzn <input type="checkbox"/> for women dla kobiet	<input type="checkbox"/> for men dla mężczyzn <input type="checkbox"/> for women dla kobiet	<input type="checkbox"/> for men dla mężczyzn <input type="checkbox"/> for women dla kobiet	<input type="checkbox"/> for men dla mężczyzn <input type="checkbox"/> for women dla kobiet	<input type="checkbox"/> for men dla mężczyzn <input type="checkbox"/> for women dla kobiet	<input type="checkbox"/> for men dla mężczyzn
Size Rozmiar	<input type="checkbox"/> MTM MTM standard size <input type="checkbox"/> regular luźny <input type="checkbox"/> slim dopasowany	standard size <input type="checkbox"/> regular luźny <input type="checkbox"/> slim dopasowany	standard size <input type="checkbox"/> regular luźny <input type="checkbox"/> slim dopasowany	standard size <input type="checkbox"/> regular luźny <input type="checkbox"/> slim dopasowany	standard size <input type="checkbox"/> regular luźny <input type="checkbox"/> slim dopasowany	standard size <input type="checkbox"/> regular luźny <input type="checkbox"/> slim dopasowany
Colour Kolor	body trunk tors <input type="checkbox"/> B <input type="checkbox"/> G <input type="checkbox"/> R <input type="checkbox"/> BL side gores kliny <input type="checkbox"/> B <input type="checkbox"/> G <input type="checkbox"/> S piping lamówka <input type="checkbox"/> S <input type="checkbox"/> R <input type="checkbox"/> BL	<input type="checkbox"/> STANDARD body trunk tors <input type="checkbox"/> B <input type="checkbox"/> R <input type="checkbox"/> BL side gores kliny <input type="checkbox"/> B <input type="checkbox"/> R <input type="checkbox"/> BL <input type="checkbox"/> SILVER MOON	body trunk tors <input type="checkbox"/> B <input type="checkbox"/> BL <input type="checkbox"/> G side gores kliny <input type="checkbox"/> B <input type="checkbox"/> BL <input type="checkbox"/> G	body trunk tors <input type="checkbox"/> B side gores kliny <input type="checkbox"/> B <input type="checkbox"/> R <input type="checkbox"/> BL	body top tors <input type="checkbox"/> B <input type="checkbox"/> R arms rękawy <input type="checkbox"/> B <input type="checkbox"/> R side gores kliny <input type="checkbox"/> B <input type="checkbox"/> R trousers nogawki <input type="checkbox"/> B <input type="checkbox"/> R pocket flaps patki <input type="checkbox"/> B <input type="checkbox"/> R total pockets kieszenie <input type="checkbox"/> B <input type="checkbox"/> R	body top tors <input type="checkbox"/> B <input type="checkbox"/> R <input type="checkbox"/> BL arms rękawy <input type="checkbox"/> B <input type="checkbox"/> R <input type="checkbox"/> BL side gores kliny <input type="checkbox"/> B <input type="checkbox"/> R <input type="checkbox"/> BL trousers nogawki <input type="checkbox"/> B <input type="checkbox"/> R <input type="checkbox"/> BL pocket flaps patki <input type="checkbox"/> B <input type="checkbox"/> R <input type="checkbox"/> BL total pockets kieszenie <input type="checkbox"/> B <input type="checkbox"/> R <input type="checkbox"/> BL
Zipper Zamek	<input type="checkbox"/> plastic plastik <input type="checkbox"/> metal metal	<input type="checkbox"/> left lewy <input type="checkbox"/> right prawy	<input type="checkbox"/> left lewy <input type="checkbox"/> right prawy	<input type="checkbox"/> left lewy <input type="checkbox"/> right prawy <input type="checkbox"/> left lewy <input type="checkbox"/> right prawy	<input type="checkbox"/> left lewy <input type="checkbox"/> right prawy <input type="checkbox"/> left lewy <input type="checkbox"/> right prawy	<input type="checkbox"/> left lewy <input type="checkbox"/> back tył <input type="checkbox"/> left lewy <input type="checkbox"/> back tył
Knee pads Katy	<input type="checkbox"/> none brak	<input type="checkbox"/> yes: Kevlar tak: Kevlar	<input type="checkbox"/> yes: Kevlar tak: Kevlar	<input type="checkbox"/> yes: Kevlar tak: Kevlar	<input type="checkbox"/> yes: Kevlar tak: Kevlar <input type="checkbox"/> yes: Melco tak: Melco	<input type="checkbox"/> yes: Kevlar tak: Kevlar

B black | czarny
G gray | szary
S silver | srebrny
R red | czerwony
BL blue | niebieski

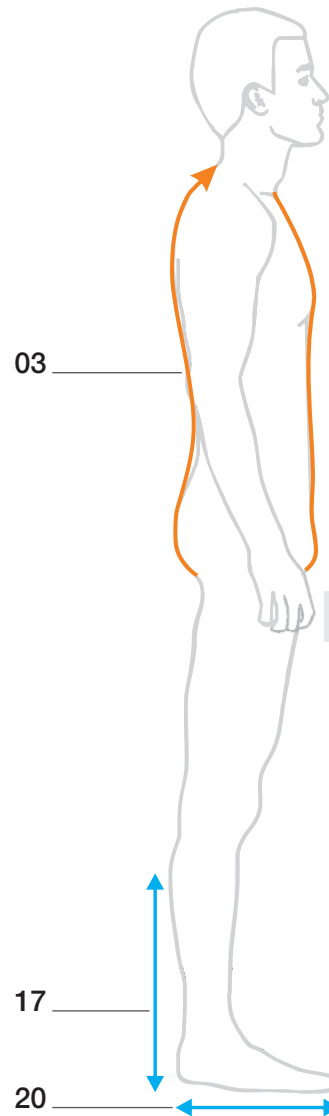
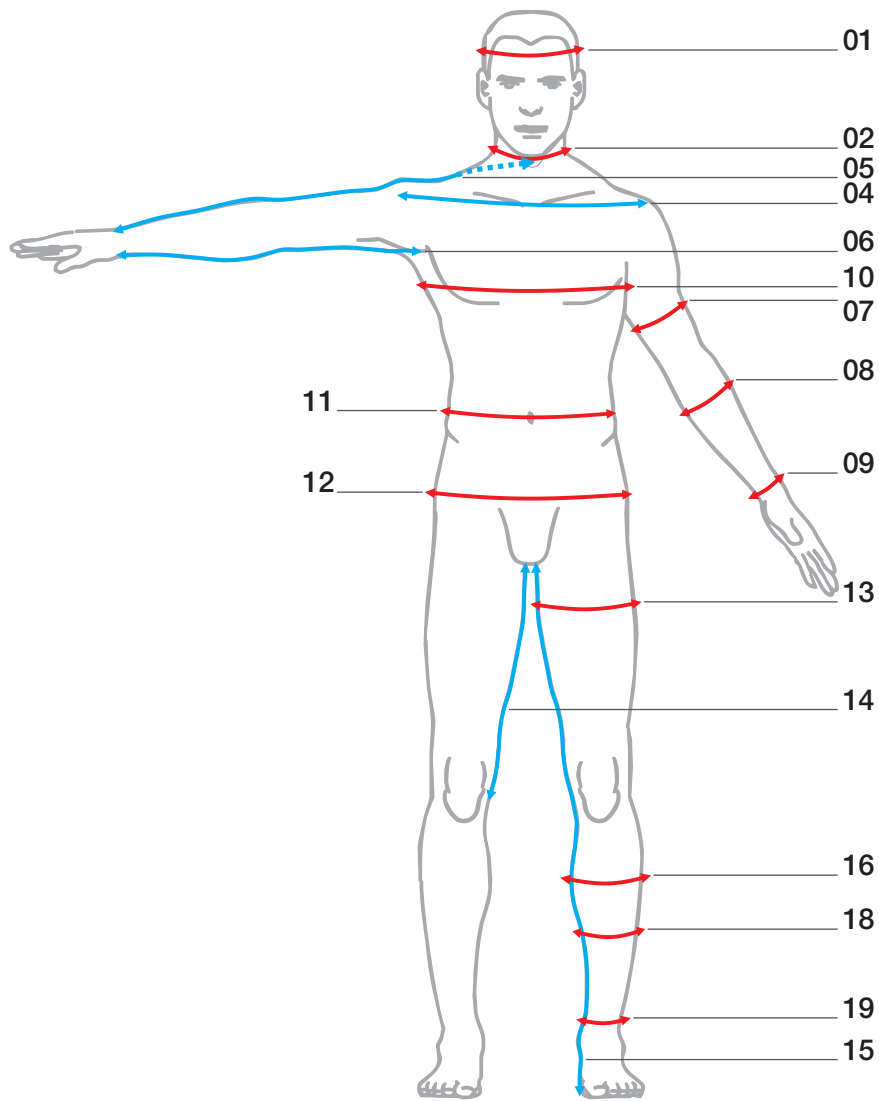
Drysuit Form























Formularz zamówień

Details

Szczegóły

Hood Kaptur	<input type="checkbox"/> none brak <input type="checkbox"/> yes tak <input type="checkbox"/> S <input type="checkbox"/> M <input type="checkbox"/> L <input type="checkbox"/> XL <input type="checkbox"/> XXL <input type="checkbox"/> 6mm stitched <input type="checkbox"/> 2x5mm <input type="checkbox"/> 6mm standard <input type="checkbox"/> 6mm collar <input type="checkbox"/> 6mm standard for full face mask <input type="checkbox"/> 6mm collar for full face mask <input type="checkbox"/> 9mm standard <input type="checkbox"/> 9mm collar	pValve Halcyon pValve Halcyon	<input type="checkbox"/> none brak <input type="checkbox"/> yes tak <input type="checkbox"/> left lewa <input type="checkbox"/> right prawa
Neck seal Kryza szyjna cm neck circut obwód szyi	<input type="checkbox"/> neoprene neoprenowa <input type="checkbox"/> neoprene + insulation neoprenowa + docieplenie <input type="checkbox"/> latex + insulation lateksowa + docieplenie <input type="checkbox"/> silicone + quick neck silikonowa + quick neck	Rings Pierścienie	<input type="checkbox"/> none brak <input type="checkbox"/> SANTI Smart Seals SANTI Smart Seals <input type="checkbox"/> SiTech SiTech <input type="checkbox"/> normal <input type="checkbox"/> oval <input type="checkbox"/> antares <input type="checkbox"/> KUBI KUBI <input type="checkbox"/> 80mm
Embroidered patch with name Haft z imieniem	<input type="checkbox"/> none brak <input type="checkbox"/> on left pocket na lewej kieszeni <input type="checkbox"/> stitched naszywka <input type="checkbox"/> velcro rzep <input type="checkbox"/> on right pocket na prawej kieszeni <input type="checkbox"/> stitched naszywka <input type="checkbox"/> velcro rzep	Wristseals Manszety cm	<input type="checkbox"/> bottle HD butelkowe HD <input type="checkbox"/> cone regular stożkowe <input type="checkbox"/> silicone *only with rings silikonowe *tylko z pierścieniami
Inflation valve Zawór dodawczy	<input type="checkbox"/> Apeks Apeks <input type="checkbox"/> SiTech SiTech	Boots Buty size	<input type="checkbox"/> standard Neoprene standardowe Neoprenowe <input type="checkbox"/> Flex Sole Flex Sole <input type="checkbox"/> Neoprene socks Skarpety neoprenowe <input type="checkbox"/> + rockboots /option + rockbooty /opcja
Exhaust valve Zawór upustowy	<input type="checkbox"/> Apeks low profile Apeks niski profil <input type="checkbox"/> Apeks high profile Apeks wysoki profil <input type="checkbox"/> SiTech SiTech		



-  **height**
wzrost
-  **weight**
waga
-  **01. head circuit**
obwód głowy
-  **02. neck circuit**
obwód szyi
-  **03. body trunk** | from the bottom neck trough the crotch to center back point (as per drawing)
korpus | odległość od podstawy szyi do wystającego kręgu szyjnego, mierzona przez krocze (jak na rysunku)
-  **04. point of shoulder to point of shoulder** | measurement on the back
szerokość pleców | pomiar na plecach
-  **05. arm outer length** | from wrist to center back point
zewnętrzna długość ręki | od nadgarstka do kręgu z tyłu szyi
-  **06. arm inner length**
wewnętrzna długość ręki
-  **07. bicep**
biceps
-  **08. forearm**
przedramie
-  **09. wrist**
nadgarstek
-  **10. chest** | breathing in/out
obwód klatki piersiowej | na wdechu/na wydechu
-  **11. waist**
pas
-  **12. hips**
biodra
-  **13. thigh** | 5cm below crotch
udo | 5cm poniżej kroku
-  **14. length from the crotch point to the knee**
odległość od kroku do kolana
-  **15. leg inner length from the crotch point to the floor**
wewnętrzna długość nogi mierzona od kroku do podłoża
-  **16. calf** | widest calf size
łydka | najszersze miejsce
-  **17. height from the floor to the widest calf circumference**
wysokość od podłoża do najszerszego miejsca łydki
-  **18. calf** | 20cm from the floor
łydka | 20cm od podłoża
-  **19. ankle**
kostka
-  **20. foot**
stopa

please specify dimensions in centimeters
wymiary prosimy podać w centymetrach

SIZE	XS	S	SL	M	ML	MLL	LS	L	LL	LLL	XLS	XL	XLL	XXLS	XXL	XXXL
HEIGHT	162-166	168-172	174-178	172-176	176-180	182-186	172-176	180-184	184-188	190-194	174-178	184-188	192-196	176-182	190-194	192-196
CHEST	84-88	90-94	92-96	96-100	96-100	100-104	106-110	106-110	106-110	110-114	112-116	112-116	112-116	118-122	118-122	130-134
ARM	51	52	53	53	55	57	52	54	56	58	54	56	58	55	57	58
BICEP	28	29	30	32	32	33	35	35	36	37	38	37	38	40	40	42
FORE-ARM	26	27	27	28	29	29	30	29	30	30	31	30	30	31	31	32
WAIST	70-74	76-80	78-82	82-86	82-86	84-88	92-96	92-96	92-96	98-102	100-104	100-104	100-104	108-112	108-112	116-120
HIPS	84-88	90-94	92-96	96-100	96-100	100-104	106-110	106-110	106-110	110-114	112-116	112-116	112-116	118-122	118-122	130-134
INNER LEG	74	76	80	79	84	88	79	83	86	89	80	85	89	80	84	86
THIGH	50	52	52	55	55	55	62	60	61	61	65	65	65	68	68	72
CALF	34	36	38	39	40	40	43	41	42	42	44	44	44	46	46	47
BODY TRUNK	155	160	165	165	170	175	165	170	175	180	170	175	180	175	185	195

SIZE	XS	S	SL	M	ML	MLL	LS	L	LL	LLL	XLS	XL	XLL	XXLS	XXL	XXXL
HEIGHT	162-166	168-172	174-178	172-176	176-180	182-186	172-176	180-184	184-188	190-194	174-178	184-188	192-196	176-182	190-194	192-196
CHEST	84-88	90-94	92-96	96-100	96-100	100-104	106-110	106-110	106-110	110-114	112-116	112-116	112-116	118-122	118-122	130-134
ARM	51	52	53	53	55	57	52	54	56	58	54	56	58	55	57	58
BICEP	28	29	30	32	32	33	35	35	36	37	38	37	38	40	40	42
FORE-ARM	26	27	27	28	29	29	30	29	30	30	31	30	30	31	31	32
WAIST	70-74	76-80	78-82	82-86	82-86	84-88	92-96	92-96	92-96	98-102	100-104	100-104	100-104	108-112	108-112	116-120
HIPS	84-88	90-94	92-96	96-100	96-100	100-104	106-110	106-110	106-110	110-114	112-116	112-116	112-116	118-122	118-122	130-134
INNER LEG	74	76	80	79	84	88	79	83	86	89	80	85	89	80	84	86
THIGH	50	52	52	55	55	55	62	60	61	61	65	65	65	68	68	72
CALF	34	36	38	39	40	40	43	41	42	42	44	44	44	46	46	47
BODY TRUNK	155	160	165	165	170	175	165	170	175	180	170	175	180	175	185	195

™ SANTI

FLEX SOLE

ALL MEASUREMENTS IN CM / PERSON WHO TAKES THE SELF-MEASUREMENTS TAKES FULL RESPONSIBILITY FOR THEIR RESULT AND POTENTIAL DISCREPANCIES

SIZE	S	M	L	XL	XXL	XXXL	XXXXL
UK	4-5	6-7	7-8	9-10	11	12-13	14-15
EUROPE	37-38	39-40	41-42	43-44	45-46	47-48	49-50
US	5-6	7-8	9	10-11	12	13-14	15

ACCESSORIES

SANTI™ DIVING EQUIPMENT  SANTIDIVING.COM
EXTEND YOUR LIMITS 

™ SANTI

HOODS

ALL MEASUREMENTS IN CM / PERSON WHO TAKES THE SELF-MEASUREMENTS TAKES FULL RESPONSIBILITY FOR THEIR RESULT AND POTENTIAL DISCREPANCIES

SIZE	S	M	L	XL	XXL
HEAD CIRCUMFERENCE	...-52	52.5-55	55.5-58	58.5-60	60.5-...



ACCESSORIES

SANTI™ DIVING EQUIPMENT  SANTIDIVING.COM
EXTEND YOUR LIMITS 

Dear Client,

If you would like to take your own measurements and order your Santi drysuit through a local dealer, it is essential to follow our rules very strict to avoid any potential mistakes in measuring. After you have your measurements taken, please go through them at least twice to see if there are no missing or incorrectly stated numbers.

- Never take your own measurements yourself – they should be taken by another person to make sure all measurements are tight and on correct levels. Ask a member of family or a friend to help you. Stand straight and do not bend over while you are being measured.
- It is important to take the measurements only wearing underwear, close to the body.
- Follow the instruction point by point as the measurements taken incorrectly may influence the final fit of the drysuit or undersuit, especially when you order a made to measure product.
- Use only a tailor measurement tape that has centimeters scale!
- Don't leave any additional measurement allowance – measure as close to the body as possible.
- Use Santi measurement chart to make sure all measurements are completed.

Following instruction leads you through the measurement proces also shown in our movie step by step.

1. Measure the head approximately 1 cm above the eyebrows to choose the correct hood size
2. Moving down, measure the neck above the t-shirt line, under the Adam's apple et the end of the neck.
3. Measure the chest in two steps: first measure the chest in rest and then after breathing in the air. Normally the difference should be around 3-5 cm
4. When measuring a woman, take the bust height measurement in the central point starting from the soft neck area, where the neck ends to the bust line in the fullest point.
5. The woman chest area should be measured in the fullest point of the bust, while wearing a bra preferably.
6. Measure the waist area on the belly button level.
7. If a client has a bigger belly, remember to measure the waist line in the widest point on the belly button line.
8. To measure the lady's waist line correctly, use any kind of marker belt and fasten it around the waist line
9. Measure the lady's back height centrally from the neck spine bone to the waist line marked with the belt
10. Measure the lady's side trunk length from the armhole to the waist line.
11. Take the biceps measurement in the widest point on the loose arm. Make a special note if the client has a visibly athletic figure. In such cast it is advised to measure the biceps also with bend elbow.
12. Measure the forearm in the widest point
13. Measure the wrist between the palm and the wrist bone
14. Measure the inside arm length by asking the measured person to hold one end of the measurement tape in the armhole and take the arm measurement to the wrist.
15. Measure the back shoulders length from one top arm bone to another.
16. Measure the total arm length from the back neck spine bone to the wrist while the arm is fully stretched.
17. Measure the hips in the fullest point of the buttocks.
18. Measure the thigh in the widest point approximately 5 cm from the crotch area.
19. To measure the inner leg, hold one end of the measurement tape in the convenient place in the crotch and measure like this to the heel end. During this measurement determine also the knee positioning and give also measurement (14 in men and 17 in lady numbers sheet)
20. Calf measurement is taken in 3 places: first measure the calf in the widest point,
21. Next, measure the height 20 cm from the floor and take the measurement on this level,
22. Next, measure the height from the widest point of the calf to the floor.
23. Measure the ankle on the ankle bone
24. To measure the body trunk, hold one end of the tape on the central point of the neck end and lead the tape across the crotch to the back. Mark the place where tape ends and measure the rest of the line to the spine neck bone. Make sure the tape is lead close to the body including all the curves.
25. Place the measurement tape on the floor and step on it to determine the length of your foot.

Make sure you have taken all the measurements required by Santi measurement chart. Double-check all measurements for precaution!

Look up in the size chart for the best size from our size range or simply provide your measurements for a made to measure production of the suit.

Visit santidiving.com for the measurements instruction video: <https://santidiving.com/getting-right-size,33,en>