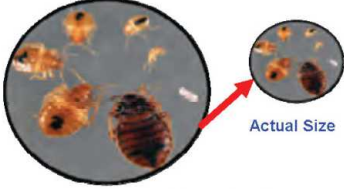




Print, cut out and then fold in half for easy carrying.

Fold

<p style="text-align: center;">TRAVELERS Beware of Bed Bugs!</p>  <p style="text-align: center;">Bed Bug Identification</p> <ul style="list-style-type: none">◆ Eggs are tiny, white, and glued to surfaces.◆ Nymphs are light colored, from 1/16".◆ Adults are rusty red, apple seed sized, 1/4 to 3/8".◆ Six legs, oval, flattened from top to bottom.◆ They do not jump or fly, but are good runners and hitchhikers.◆ They tend to congregate together. <p style="text-align: center;">Signs of Bed Bugs</p> <ul style="list-style-type: none">◆ Small black droppings, blood stains, or shed skins on the bottom bed sheet.◆ Red, itchy rash from bites. <p> EPA United States Environmental Protection Agency 735-F-11-009</p> <p>For information on bed bugs and Integrated Pest Management (IPM) go to: http://www.epa.gov/bedbugs</p>	<p style="text-align: center;">Check for Bed Bugs Everywhere You Stay</p> <p style="text-align: center;">Avoid Traveler Anxiety. Be Prepared.</p> <ul style="list-style-type: none">◆ Leave luggage in the car or room bath tub.◆ Inspect back of headboard, mattress seams, box spring, bed frame and upholstered furniture with flashlight and magnifier.◆ Inspect luggage racks prior to use.◆ Always Keep bags closed and zipped.◆ When packing or unpacking, never lay luggage, backpacks or clothes on bed or on the floor.◆ Do not store clothes in dresser.◆ Inspect cracks and crevices around bed stand.◆ If you spot a bed bug tell hotel staff immediately.  <p style="text-align: center;">Don't Take Bed Bugs Home....</p> <ul style="list-style-type: none">◆ Transport all items in sealed plastic bags until able to wash or treat.◆ Unpack clothes directly into a washing machine.◆ Wash and dry all clothing at hottest setting.
--	---

Fold

