



PROXIMITY CARD READERS ACCESS CONTROL

- CONDOMINIUM/RESIDENTS HALLS • GATED COMMUNITIES
- COMMERCIAL/INDUSTRIAL • MIXED USE • PARKING
- SELF STORAGE • MAXIMUM SECURITY



- Full line proximity card readers and cards
- Mullion, wall and post mount models
- Read ranges from 2-inches up to 30-inches (50.8mm to 76.2cm)
- 5 year limited factory warranty



indoor use



outdoor use



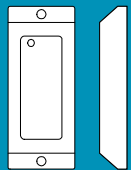
post mount



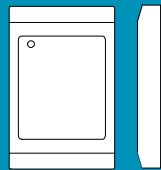
cards & tags

ACCESS CONTROL **SOLUTIONS**

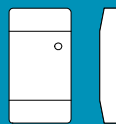
PROXIMITY CARD READERS ACCESS CONTROL



1815-300
Mullion



1815-301
Single Gang



1815-302
Small



1815-305

1815-300

1.81" W x 4.44" H
46mm W x 112.7mm H
3-inch read range (76.2mm)

1815-301

2.88" W x 4.44" H
46mm W x 73.1mm H
4-inch read range (101.6mm)


1815-302

1.69" W x 3.13" H
42.9mm W x 79.5mm H
2-inch read range (50.8mm)

1815-305

1.69" W x 3.13" H
42.9mm W x 79.5mm H
30-inch read range (762mm)

Cards



Technical Features

Cards

DK Cards / Key Tags

These cards will work with the following DK Prox readers only: 1815-300, 1815-301, 1815-302, 1815-330, 1815-331, 1815-305. Cards are sold in blocks of 50 only.

Cards

These cards are factory pre-coded. Card numbers may, or may not be, in numerical sequence.

- 1508-120 Clamshell Cards
- 1508-121 ISO Graphics Cards
- 1508-123 Key Tags

Special Order

These cards include sequential coding, specific card numbers and specific start / stop numbering sequences.

- 1508-127 Clamshell Cards
- 1508-128 ISO Graphics Cards
- 1508-129 Key Tags

MicroPlus and MicroClik ProxMitters (Card + Transmitter) are available

Readers

26-bit weigand output

Most readers operate on 5-12 VDC

Proximity readers are not designed for stand-alone operation and must be connected to an access controller

DKS Readers

- 1815-300; up to 3-inch read range
- 1815-301; up to 4-inch read range
- 1815-302; up to 2-inch read range
- 1815-305; up to 30-inch read range
- 1815-330; 1815-300 reader on a surface mount enclosure
- 1815-331; same as 1815-330 but also includes a Tracker expansion board
- 1504-124; 1815-300 mounted on surface enclosure with built in intercom substation

Electrical

Input voltage / current

1815-300:	12 VDC – 200mA
1815-301:	12 VDC – 200mA
1815-302:	12 VDC – 200 mA
1815-305:	12 VDC Regulated - 2.0 A

2 color LED (Red, Green), Piezo Beeper
Frequency: 125 kHz
Output Format 26-bit weigand

Operating Environment: -31°F to 149°F (-35°C to 65°C)

Optional

Surface / Gooseneck mount enclosure for the DKS 1815-305
Include Tracker Board with the mount enclosure 1815-231



Access Control Solutions since 1948

Distributed by:

MEMBER:



DOORKING, INC.

120 Glasgow Avenue, Inglewood, California 90301 U.S.A.

Tel: 310-645-0023 FAX: 310-641-1586 www.doorking.com

© 2013 All Rights Reserved. Product specifications may change without notice.
Rev. 4/13