

PRODUCT ID: 30126

Outdoor Blank-out LED Direct-view Sign



MODEL
TCL147RG-225/12-24VDC

DIMENSIONS
14" H x 7" W x 2.5" D (est. 3.518 lbs)

CLASS
TCL Series
Control Method: Switch (not included) or external relay.

CONSTRUCTION
Back Construction: 0.050" Lift-n-Shift Back
Cabinet: 1-piece, corrosion resistant, extruded aluminum frame, 2.5" deep.
Face Material: 1/8" impact resistant, smoke-tinted polycarbonate (5109)
Faces: Single Faced Sign
Finish: Duranodic Bronze
Mounting Channel: None

ELECTRICAL
Flashing: Not Included
Input Voltage: 12-24 VDC
UL/cUL Listed: Listed for wet locations

MESSAGE
Illumination: Super bright direct view LEDs. Message blanks out when off.
Sign Messages: See message table below


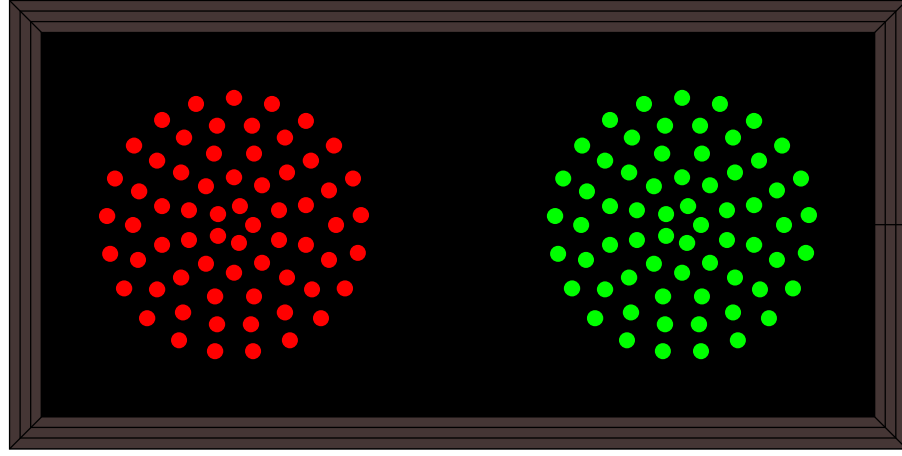
MESSAGE	LED/COLOR	HEIGHT	AMPS
Red Indicator Dot	Red Wide Angle LEDs	4.0"	0.333/0.167
Green Indicator Dot	Green Wide Angle LEDs	4.0"	0.333/0.267

NOTE: Above messages are independently controlled.

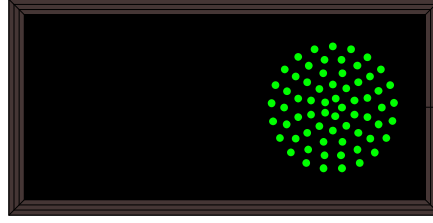
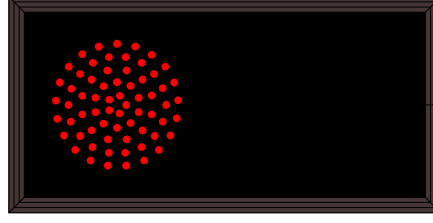
Signal-Tech
4985 Pittsburgh Ave.
Erie, PA 16509
Phone: (877) 547-9900
Fax: (814) 835-2300
Email: sales@signal-tech.com
Website: www.signal-tech.com

Product View

NOTE: Sign image may not exactly represent the finished product. For illustration purposes only.



Sample Display Options



Frame Detail

