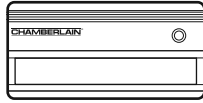


CHAMBERLAIN®

Single-Button Remote Control Model 300MC

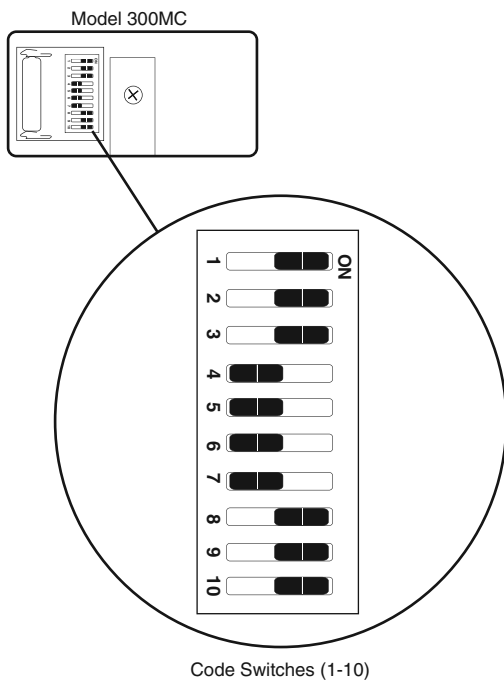
*For use with 300 MHz Multi-Code™ compatible receivers including Chamberlain Tri-Code Receivers.



Locating your code switches

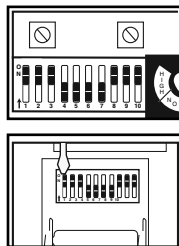
Slide the battery compartment cover back to access the code switches in the remote control (Figure 1).

Figure 1



Match the remote control to the receiver:

1. Check the code switch settings on the receiver.
2. Use a pen or screw driver to set the code switches on the back of the remote control to match the code switches on the back of the receiver.
3. Once the code switches have been set push the remote control button to activate your unit.



Contact us at www.chamberlain.com

*Multi-Code™ is the trademark of The Linear Corporation

⚠ WARNING

To prevent possible SERIOUS INJURY or DEATH from a moving gate or garage door:

- ALWAYS keep remote controls out of reach of children. NEVER permit children to operate, or play with remote controls.
- Activate gate or door ONLY when it can be seen clearly, is properly adjusted, and there are no obstructions to door travel.
- ALWAYS keep gate or garage door in sight until completely closed. NEVER permit anyone to cross path of moving gate or door.



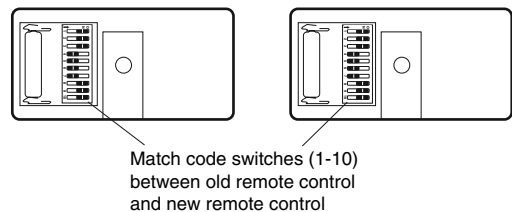
WARNING: This product can expose you to chemicals including lead, which are known to the State of California to cause cancer or birth defects or other reproductive harm. For more information go to www.P65Warnings.ca.gov

To match or change the code in the remote control

Locate the code switches in both the new and the original remote controls, either by removing the case screw and cover or by sliding the battery compartment cover back.

Place remote controls side by side as shown (Figure 2) and set switches in all remote controls to matching positions (ON/OFF). Use a pen or screwdriver to slide the code switches.

Figure 2



The Remote Control Batteries

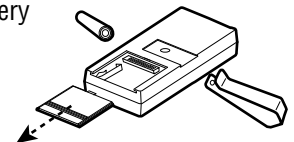
⚠ WARNING

To prevent possible SERIOUS INJURY or DEATH:

- NEVER allow small children near batteries.
- If battery is swallowed, immediately notify doctor.

Locate the battery by sliding the battery compartment cover.

Dispose of old batteries properly.



NOTICE: To comply with FCC and or Industry Canada (IC) rules, adjustment or modifications of this receiver and/or transmitter are prohibited, except for changing the code setting or replacing the battery. THERE ARE NO OTHER USER SERVICEABLE PARTS.

Tested to Comply with FCC Standards FOR HOME OR OFFICE USE. Operation is subject to the following two conditions: (1) this device may not cause harmful interference, and (2) this device must accept any interference received, including interference that may cause undesired operation.