


# TRANSMITTER STINGRAY 433TSPwXV



Manual

Transmitter  
Solutions

 **Stingray**

Thank you for choosing a Transmitter Solutions product .  
Please read this manual carefully before using the product.

Made in Italy. Copyright © 2006 by Transmitter Solutions

## CONTENTS

### 1 - TRANSMITTER INTRODUCTION

- 1A - General information
- 1B - Technical specifications
- 1C - Main features
- 1D - Types

### 2 - NUMBERING

### 3 - PROGRAMMING

### 4 - OPERATION

### 5 - BATTERY ACCESS

### 6 - TROUBLESHOOTING

#### 1A - General information

Transmitter Solutions - Stingray 433TSPwXV is a visor transmitter operating at 433,92 MHz in ASK modulation. It has been designed for the programmable telephone entry systems, anti-burglar systems and access control systems operating at 433,92 MHz.

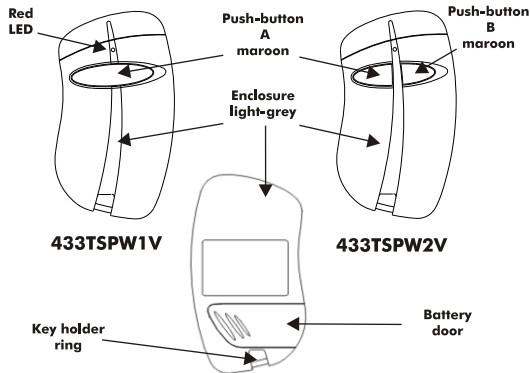
The code sent by the transmitter includes a 16 bit security code which allows up to 65,536 number combinations and 8 bits of facility code

which allows up to 256 facility.  
Each transmitter is individually numbered and can be used with any receiver capable of receiving a 26 bit input.  
The 23A alkaline battery has a life of about 12-18 months.  
The product fully complies with the Part 15 of FCC Regulations.

#### 1B - Technical specifications

Number of keys:	1 / 2
Supply :	1 Alkaline Battery 12V type 23A
Battery life:	12 - 18 months
Current consumption :	20 mA
Operating frequency :	433,92 MHz
Code combinations :	65,536
Facility codes :	256
Modulation :	AM / ASK
Rated e.r.p. :	50 - 100 mW
Range in free space:	60 - 120 yd
Operating temperature:	-20 ÷ +55 °C
Overall dimensions:	3.26 x 1.88 x 0.62 in
Weight:	20 gr.

#### 1C - Main features



## 1D - Types

**STINGRAY 433TSPW1V : 1 button transmitter**  
**STINGRAY 433TSPW2V : 2 button transmitter**

## 2 - NUMBERING

Each transmitter is manufactured and sold with a different factory set sequence number and facility code.

## 3 - PROGRAMMING

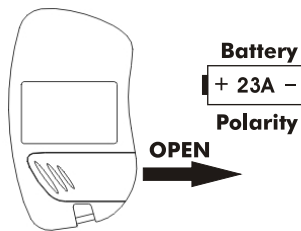
The transmitter facility code and sequence number must be programmed into your system memory. Your own installer or reseller will provide you the necessary instructions for your system.

## 4 - OPERATION

- Firmly depress either button until the small red LED illuminates.
- After the LED has illuminated, release the button. If the device you are attempting to activate does not respond, repeat steps a. and b. or consult section 6 (Troubleshooting) of this manual.

## 5 - BATTERY ACCESS

To access the battery slide out the battery door  
Place the 23A alkaline battery between the 2 contacts.  
Respect the right polarity as indicated on the bottom of the box.  
*NOTE: Please dispose of the batteries properly according to local laws and regulations.*  
*Test proper battery installation by verifying that the red LED illuminates when either button is pushed.*



## 6 - TROUBLESHOOTING

FAULT	SOLUTION
The system does not receive the transmitter signal. The transmitter LED will not light	Replace the transmitter batteries
The system does not receive the transmitter signal. The transmitter LED is ON	Check to verify the transmitter is programmed into your system
The operating range is reduced	Replace the transmitter batteries

### FCC ID : SU7433TSPWV

*This device complies with Part. 15 of the FCC Rules  
Operation is subject to the following two conditions:  
(1) This device may not cause harmful interference, and  
(2) this device must accept interference received, including interference that may cause undesired operation.*

### Notice

Any changes or modification to Transmitter Solutions equipment not expressly approved by Transmitter Solutions could void the manufacturer's warranty and the user's authority to operate this product.

### WARRANTY

*The warranty period of Transmitter Solutions 433 transmitters is 60 months, beginning from the manufacturing date of the transmitter. During this period, if the product does not operate correctly, due to a defective component, the product will be repaired or replaced at the sole discretion of Transmitter Solutions.  
The warranty does not extend to the transmitter case which can be damaged by conditions outside the control of Transmitter Solutions or to battery life.*



TRANSMITTER SOLUTIONS  
7380 S. Eastern Ave, Ste 124-320  
Las Vegas, NV 89123 -  
(866) 975-0101 - (866) 975-0404 Fax  
sales@transmittersolutions.com