

6 - TROUBLESHOOTING

PROBLEM

The system does not receive the transmitter signal.
The transmitter LED will not light

The system does not receive the transmitter signal.
The transmitter LED is ON

The operating range is reduced

SOLUTION

Replace the transmitter batteries

Check to verify the transmitter is programmed into your system

Replace the transmitter batteries

Transmitter Solutions- Type: 433TSPW1K

FCC ID : SU7433TSPW1K

This device complies with Part. 15 of the FCC Rules Operation is subject to the following two conditions:
(1) This device may not cause harmful interference, and
(2) this device must accept interference received, including interference that may cause undesired operation.

Notice

Any changes or modification to Transmitter Solutions equipment not expressly approved by Transmitter Solutions could void the manufacturer's warranty.

WARRANTY

The warranty period of Transmitter Solutions 433 transmitters is 60 months, beginning from the manufacturing date of the transmitter. During this period, if the product does not operate correctly, due to a defective component, the product will be repaired or replaced at the sole discretion of Transmitter Solutions. The warranty does not extend to the transmitter case which can be damaged by conditions outside the control of Transmitter Solutions or to battery life.



Monarch

TRANSMITTER SOLUTIONS

7380 S. Eastern Avenue, Suite 124-320


Las Vegas, NV 89123 -

(866) 975-0101 - (866) 975-0404 Fax

sales@transmittersolutions.com

MONARCH 433TSPW1K

Manual



**Transmitter
Solutions**

Monarch

Thank you for choosing a Transmitter Solutions product .
Please read this manual carefully before using the product.

Made in Italy. Copyright© 2006 by Transmitter Solutions

CONTENTS

1 - TRANSMITTER OVERVIEW

1A - General information

1B - Technical specifications

1C - Main components

2 - NUMBERING

3 - PROGRAMMING

4 - OPERATION

5 - BATTERY ACCESS

6 - TROUBLESHOOTING

1A - General information

The Transmitter Solutions - Monarch transmitter is a key chain style mini transmitter operating at 433,92 MHz. It has been designed for the control of automatic closing systems and anti-burglar systems, thanks to its very high security coding system (Keeloq® Hopping code). The code sent by the transmitter changes at each activation, avoiding any scanning and copying risk. A special algorithm allows to keep synchronized transmitter and receiver.

2 - NUMBERING

Each transmitter is manufactured and sold with a different factory-set serial number .

3 - PROGRAMMING

The transmitter must be programmed into your system memory.

Your own installer or reseller will provide you the necessary instructions for your system.

4 - OPERATION

A- Firmly depress the button until the small red LED illuminates.

B- After the LED has illuminated, release the button.

If the device you are attempting to activate does not respond, repeat steps A and B or consult section 6 (Troubleshooting) of this manual.

5 - BATTERY ACCESS

To access the battery open the case with a screwdriver acting on the slot between the cover and the bottom and remove the bottom, as shown in fig. 3a and 3b. Slide out the old batteries and replace them with the new ones [CR2016] respecting the polarity, with the positive (+) side upward.

NOTE: Please dispose of the batteries properly according to local laws and regulations.

Test proper battery installation by verifying that the red LED illuminates when the button is pushed.

Fig. 3a

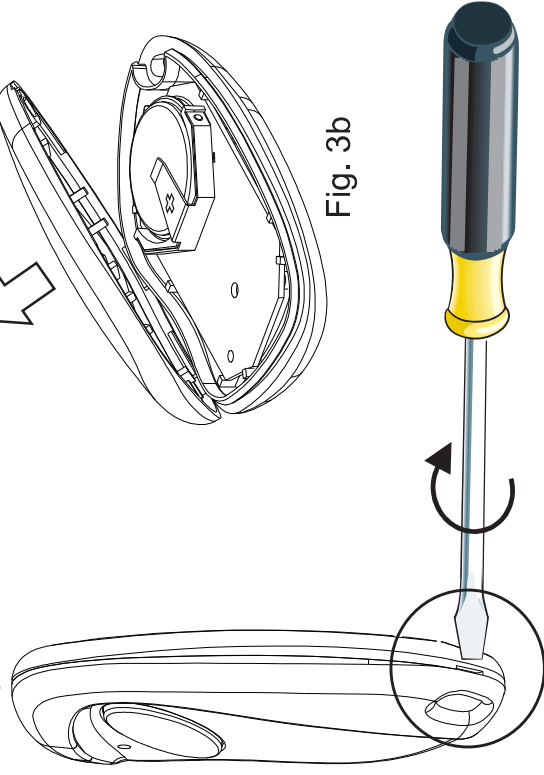


Fig. 3b



The transmitter can operate with many receivers of the range Transmitter Solutions - 433R. Ask your installer or reseller the product which best fits your application. The output of the receivers can be either wiegand26bit (to communicate with access control systems) or 1-2-4 relay with NO - NO/NCoutput. The CR 2016 lithium batteries of the transmitter have a shelf life of about 6 months. The product fully complies with Part 15 of FCC Regulations and the European Directives 99/05/CE89/336/CEE73/23/CEE

1B - Technical specifications

Operating frequency 433,92 MHz

Number of keys: 1

Battery : 2 x 3V lithium batteries CR2016

Battery life: 18 ÷ 24 months

Security code: Keeloq® Hopping code

Number combinations : 2exp64

Operating temperature: -20°F÷+131°F (-20°C÷+55°C)

Overall dimensions: 2.4"x1.4"x0.51" (61x36x13 mm)

Weight: 0.49 oz. (14 gr)

1C - Main components

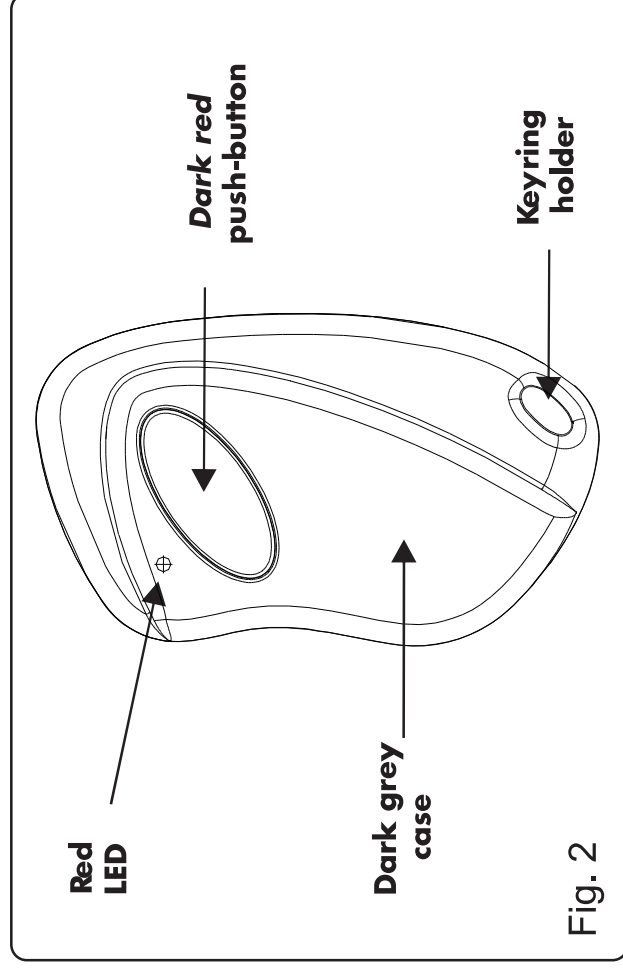


Fig. 2