




1602 TRAFFIC CONTROL BARRIER GATE OPERATOR



TRAFFIC CONTROL BARRIER OPTIONS THAT FIT ANY APPLICATION

- Designed to control wide traffic lanes (27 feet maximum) in limited use applications
- Suitable for low-cycle applications to restricted access areas such as prisons, airport security areas or industrial sites
- Electronic limit settings
- Three-piece aluminum arms available in 20, 24 and 27 foot lengths
 - DKS Pedestrian Protection System
 - 5-year limited warranty

COMMERCIAL • INDUSTRIAL




Automatic P.A.M.S.
sequencing with slide and swing gates



Octagonal Lighted Signal Arm Option
light the way for customers to exit easily and safely with signals and sensors



DKS Pedestrian Protection System
it's aware - even when they're not

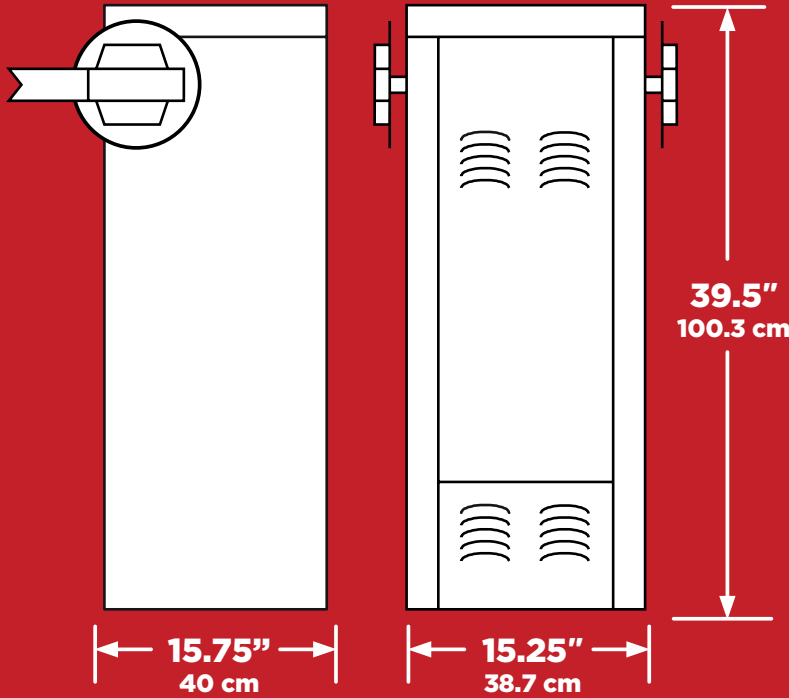


Wishbone Style Aluminum
arms up to 27 feet in length

ACCESS CONTROL SOLUTIONS



1602 TRAFFIC CONTROL BARRIER GATE OPERATOR



TECHNICAL FEATURES

MECHANICAL

Primary Reduction is provided by a 60:1 worm gear reduction system running in a continuous oil bath
 Arm rotates 90° in approximately 5.5 seconds
 G90 galvanized steel housing, painted white rated NEMA 4x
 Fail-secure mechanical release method
 Left- or right-hand mount
 Arm Kits: Three-piece 3" round aluminum arm available in 20, 24 and 27 foot length
 Arm kits include arm mounting hubs, hardware, and counter-balance weights

DKS Pedestrian Protection System:

The system reverses barrier arm if person is detected, and lowers barrier arm if unauthorized vehicle enters. Additional protection to help prevent inadvertent accidents (optional)

GATE TRACKER™

Reporting output provides operator data to a DKS 1833, 1835, 1837 or 1838 access control system (requires 2358 expansion board)

ELECTRICAL

Magnetic electronic limit controls
 Auto-close timer 1-23 seconds
 P.A.M.S. (Perimeter Access Management System) sequence with a slide or swing gate operator
 Up input memory buffer
 Down memory option
 Multiple up commands
 Port for plug-in open (up) detector
 Port for plug-in reverse (down) detector
 Ports for plug-in loop detectors
 Programming switches
 Built-in power On/Off switch

MISCELLANEOUS

Environmental: 10°F to 140°F (-12°C to 62°C)
 Thermostatically controlled heater kit recommended for colder environments
 Shipping weight approximately 160-180 Lbs (72-81 kg)
 Arm kit: 45 Lbs (20 kg)

MODEL	1602
CLASS OF OPERATION	II, III, IV
ARM TYPE/MAX LENGTH	20 Ft (6.1 m) / Aluminum 24 Ft (7.3 m) / Aluminum 27 Ft (8.2 m) / Aluminum 20 Ft. (6.1 m) / Wood
MOTOR	1 HP Continuous Duty AC Motor
INPUT	115 VAC, 60 Hz, 5.4A 230 VAC, 60 Hz, 2.7A ¹ 460 VAC, 60 Hz, 1.4A ¹
OPTIONS	Convenience Open Package ² Heater and Fan Kits Lighted Arm ³

1. These operators use a step-down transformer to achieve 115 VAC operating voltage.
2. Optional factory installed DC powered drive system provides an automatic method to open the gate when primary (AC) power fails.
3. Lighted Arm available with aluminum arm type only.



DoorKing® Inc.

Access Control Solutions since 1948



120 S. Glasgow Avenue,
 Inglewood, California 90301 U.S.A.
 Tel: 310-645-0023 FAX: 310-641-1586
 www.doorking.com

© 2021 All Rights Reserved.
 Product specifications may
 change without notice. Rev. 2/21



MEMBER:



DISTRIBUTED BY:

