

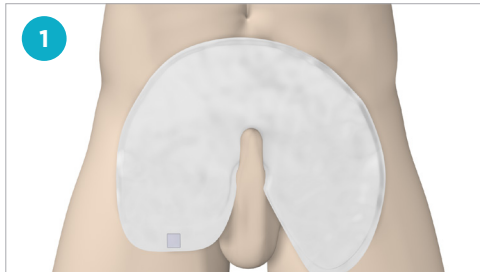


QUICKCHANGE[®]

Incontinence Penile Wrap

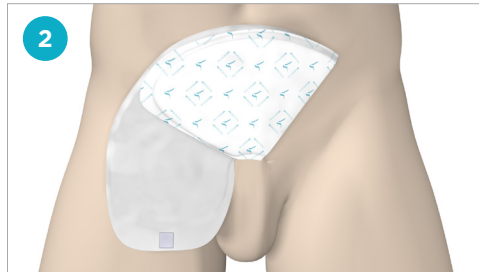
USAGE INSTRUCTIONS

Standard Penis



1

- Place QuickChange wrap on the body, absorbent white side up.
- Point the two flaps towards the legs, round part towards the head.



2

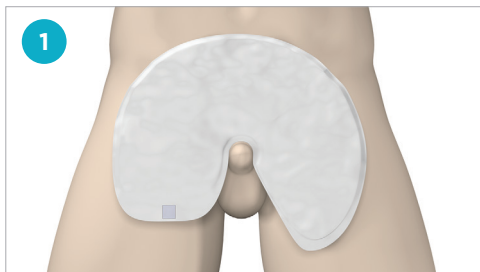
- First, fold pointed flap over the penis at about a 45° angle as shown above.
- Fold straight flap over pointed flap, slightly pulling upwards and to the right, to create a snug seal around the penis.



3

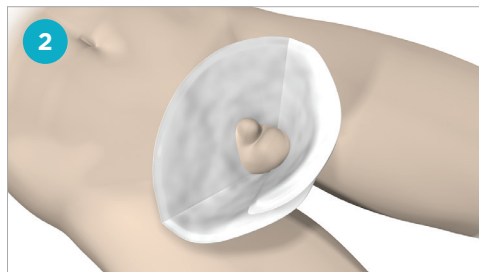
- With finger, gently push on the hook fastener to ensure attachment to lower fold.
- Once folded, the wrap should have a fan shape.
- Seal needs to be snug around the base of penis.

Retracted Penis



1

- For retracted penises and enlarged scrotums, wrap around the penis and around the base of the scrotum simultaneously.



2

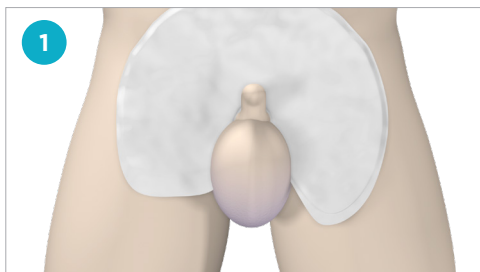
- Slide pointed flap underneath scrotum and lift and scoop upwards.
- Fold straight flap over the pointed flap.



3

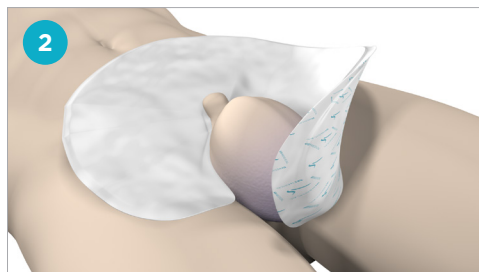
- Seal needs to be snug under and around scrotum.
- With finger, gently push on the hook fastener to ensure attachment to lower fold.
- It is normal for this method not to fold flat.

Enlarged Scrotum




1

- Place QuickChange wrap on the body, absorbent white side up.
- Point the two flaps towards legs, round part towards the head.



2

- Slide wrap underneath penis and base of scrotum.
- Wrap both sides around the swollen scrotum.
- Wrap the flat end around the other direction to create a cone or bowl shape that contains the scrotum and penis.



3

- With finger, gently close the wrap using the hook fastener.
- The applied product will be a cone or bowl shape that will cradle the swollen scrotum.
- Seal needs to be snug around base.

CLIENT PROFILE

This product is primarily for urinary incontinent, bed bound & non-ambulatory male patients.

Please note that patients that are continent or who have a healthy/strong stream may overcome the open side of the wrap and cause leakage.

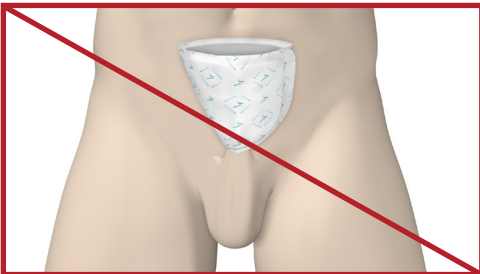


USAGE TIPS

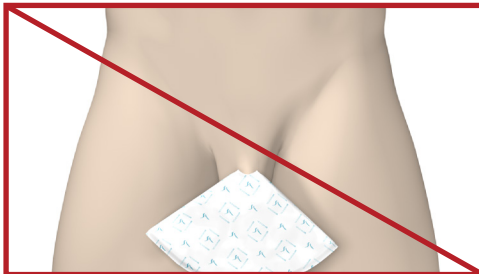


- Make sure there is a snug seal at the base of the penis.
- With a finger, gently push on the Velcro tab to ensure attachment to lower flap.
- Always check QuickChange when repositioning a patient. A full QuickChange can become dislodged during repositioning.
- In cases of enlarged scrotums, QuickChanges can be left in an open cone shape and not completely folded over.

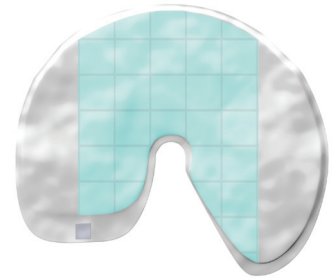
DO NOT...



Do not fold into a tight tube shape.



Do not leave the QuickChange pointed towards the legs.



Absorbent Core

The absorbent core is the storage layer inside the wrap. In the core, super-absorbent gel absorbs fluid leaving it dry-to-the-touch.

Wraps can be used in conjunction with briefs, underpads, or **disposable mesh pants.**

Note: Place brief, pad, pants on or under patient before using a QuickChange.

