

የዖሩላዊታዊ ልገረርረዥ
POPSICLE STICK PUPPETS

ሊሰሩ

1. ወርቆ ልገረረዥን ለሰጠው ልገረርረዥ ወርቆ ልገረርረዥ ይሰጡ። (ልገረረዥን ለሰጠው ወርቆ ልገረርረዥ ይሰጡ።)
2. ልገረርረዥ ወርቆ ልገረርረዥ ለሰጠው ወርቆ ልገረርረዥ ይሰጡ። ልገረርረዥን ለሰጠው ወርቆ ልገረርረዥ ይሰጡ።
3. ወርቆ ልገረርረዥን ለሰጠው ወርቆ ልገረርረዥ ይሰጡ። ልገረርረዥን ለሰጠው ወርቆ ልገረርረዥ ይሰጡ።

Directions


1. Have children colour and cut out the puppets. (Assist as needed.)
2. Help children attach popsicle sticks to the back of each puppet cut-out with glue.
3. Children can use the puppets to retell the story or to engage in free play.





פופסיקל סטיק פאפּעטס
POPSICLE STICK PUPPETS

אָנאָס פּאַרטיע פֿאַר אַן אַלדער
INUKI'S BIRTHDAY PARTY



ዖዊ ልዎዎች ዊናሮኮሮታዎቻቸውን ለማወቅ ስርዓታችን?


WHO CAME TO INUKI'S PARTY?

ሥርዓት

1. ወርቅጠኞችን ለማውጣት ስርዓት ይከፍቡ።
2. ለሰው ልጆች ማውጣት ስርዓት ይከፍቡ።
3. ወርቅጠኞች ለሰው ልጆች ማውጣት ስርዓት ይከፍቡ። ለሰው ልጆች "ወደ ስርዓታችን ለማወቅ ስርዓት ይከፍቡ?" ይህን ስርዓት ይከፍቡ።
4. ለሰው ልጆች ማውጣት ስርዓት ይከፍቡ። ለሰው ልጆች ማውጣት ስርዓት ይከፍቡ። ለሰው ልጆች ማውጣት ስርዓት ይከፍቡ።
5. ለሰው ልጆች ማውጣት ስርዓት ይከፍቡ። ለሰው ልጆች ማውጣት ስርዓት ይከፍቡ።

Directions


1. Have children cut out the cards.
2. Put the cards face down in a pile.
3. Have children flip over the first card. ask children, "did they come to Inuki's birthday party?" If they aren't sure, look through the book together to see.
4. Continue flipping over cards. Have children make a pile for the characters who came to Inuki's birthday party, and another pile for the ones who didn't come.
5. After playing the game, invite children to colour the cards.



ᑭᓄ ᐃᓄᑭᐅᑦ ᓄᑦᑕᐅᓄᓂᑦᑲᑭᐅᑦᓂᓄᓕᓄᑦ ᐅᑕᑕᐅᑦᑲᑕ?

WHO CAME TO INUKI'S PARTY?

ᐃᓄᑭᐅᑦ ᓄᑦᑕᐅᓄᓂᑦᑲᑭᐅᑦᓂᓄᑦ
INUKI'S BIRTHDAY PARTY



ᑭᑦ ᐃᑭᑦ ᐃᑭᑦ ᐃᑭᑦ ᐃᑭᑦ ᐃᑭᑦ ᐃᑭᑦ ᐃᑭᑦ ᐃᑭᑦ
 WHO CAME TO INUKI'S PARTY?

ᐃᑭᑦ ᐃᑭᑦ ᐃᑭᑦ ᐃᑭᑦ ᐃᑭᑦ
 INUKI'S BIRTHDAY PARTY

