



# PHENOLIC

LOCKERS

HOLLMAN

972.815.4000

1825 W. WALNUT HILL LN. SUITE 110 IRVING, TX 75038

HOLLMAN.COM



# PHENOLIC

---

Phenolic lockers are designed and built to withstand moist environments, heavy use and tough conditions. The waterproof and moisture repellent qualities of phenolic material make it the ideal choice for wet and humid settings, such as those found in pool houses and spas.

We offer a variety of finishes with added benefits. Velvet touch is fingerprint resistant while the textured finish gives you the same look and feel as a wood locker. All phenolic lockers come with hidden hinges that provide a clean, modern look. Our phenolic lockers are a smart choice when you want lasting quality.



Durable and impact-resistant, making it ideal for high traffic and heavy use locations.



No edge-banding needed. Phenolic edges are polished and seamless.



Water and moisture repellent qualities make phenolic the perfect choice for aquatic and recreation centers.




The Phenolic series featuring concealed hinges and slim half-inch thick doors create a clean and modern design.

# PHENOLIC


Phenolic lockers are designed and built to withstand moist environments, heavy use and tough conditions. The waterproof and moisture repellent qualities of phenolic material make it the ideal choice for wet and humid settings, such as those found in pool houses and spas. We offer a variety of finishes with added benefits. Velvet touch is fingerprint resistant while the textured finish gives you the same look and feel as a wood locker. All phenolic lockers come with hidden hinges that provide a clean, modern look and are a smart choice when you want lasting quality.

## SMOOTH

FROSTY WHITE




NORTH SEA



STORM



DOVE GREY



PHANTOM CHARCOAL



## TEXTURED

COOL STONE



DESERT WASH



MOOSE LODGE




## VELVET TOUCH

WHITE



LIGHT GREY



ANTHRACITE



BLACK



## CUSTOM PHENOLIC

At Hollman, we specialize in customer personalization and want to make your ideas come to life. While this curated group of swatches represent the most popular phenolic colors, you can use any swatch from any manufacturer to suit your needs. Contact your sales representative for details.

# PHENOLIC CONFIGURATIONS

Hollman offers the below as our standard phenolic locker models.  
H: 60", 72" W: 12", 15", 18" D: 15", 18", 20"

MODEL A\*



MODEL B\*



MODEL C



MODEL C HYBRID\*



MODEL D



MODEL E



MODEL E HYBRID



MODEL Z\*



\*Select locker models are available to meet ADA compliance. Contact your sales representative for more information.

HOLLMAN