

DENTAL LIGHT-CURED RESTORATIVE COMPOSITE

# CLEARFIL MAJESTY™ *Series*



See Instructions  
for Use

KURARAY MEDICAL INC.

1621 Sakazu, Kurashiki,  
Okayama 710-0801, Japan

## T ECHNIQUE GUIDE

*Recipe For Beauty and Longevity*

**CLEARFIL MAJESTY™** *Esthetic/Flow/Posterior*

### Tips:

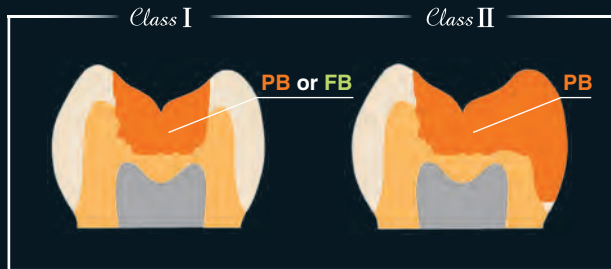
- Because of the mechanical property of CLEARFIL MAJESTY™ Flow, it can be used for small cavities, Class I and build-up of dentin portion of the tooth structure.
- Since CLEARFIL MAJESTY™ Esthetic Body shades are designed for recreating Enamel and Dentin with one shade, CLEARFIL MAJESTY™ Esthetic Enamel or CLEARFIL MAJESTY™ Esthetic Translucent is needed for only a small portion of Enamel in a Multi-shade Technique.

**Posterior Cases** / **CLEARFIL MAJESTY™ Posterior & Flow**

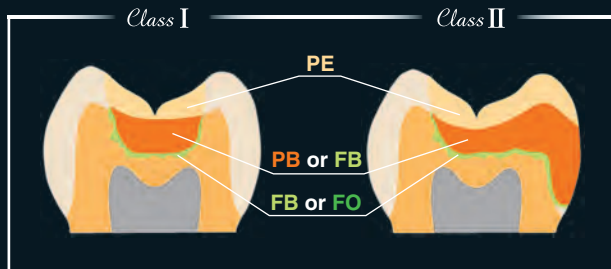
are recommended for direct posterior composite restorations.

**Single-shade Technique**

- **Posterior Body (PB)** shades are recommended.
- Using only **Flow Body (FB)** shades are available for small cavities and /or Class I.

**Multi-shade Technique**

- Use **PB** or **FB** shades for the dentin area, then **Posterior Enamel (PE)** to enamel area.
- **FB** or **Flow Opaque (FO)** can be used as a base / liner.



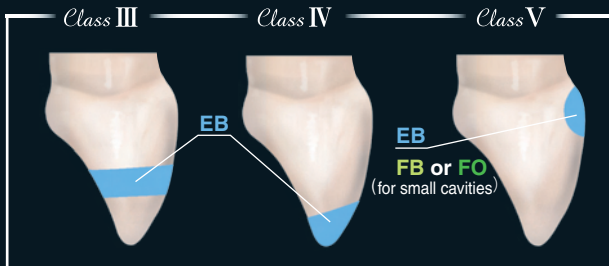
## Anterior Cases *CLEARFIL MAJESTY™ Esthetic*

is recommended for direct anterior composite restorations.

### Single-shade Technique

(Cases smaller than 1/3 clinical crown)

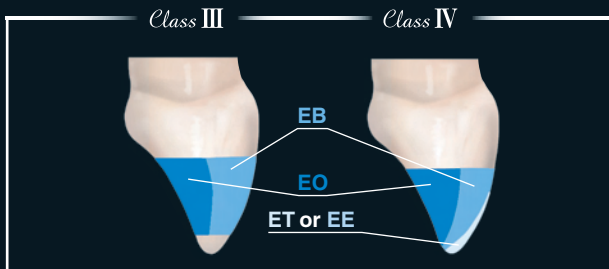
- Use primarily an **Esthetic Body (EB)** shades.
- **Flow Body (FB)** shades or **Flow Opaque (FO)** shades are recommended for Class V and/or small cavities.



### Multi-shade Technique

(Cases bigger than 1/3 clinical crown)

- Use **EB** shade with an **Esthetic Opaque (EO)** shades.
- Thickness of **EO** shade is approximately 1/2 of the tooth body.
- Apply **Esthetic Translucent (ET)** or **Esthetic Enamel (EE)** from the incisal edge to about approximately 1/3 of the coronal length as a thin layer.



# Shade Combination Chart For Multi-Shade Technique

## CLEARFIL MAJESTY™ Esthetic / Esthetic PLT

| VITA® SHADE <sup>1)</sup> | A1  | A2 | A3  | A3.5 | A4  | B1  | B2 | B3  | C2  | C3  | C4 | D2  | D3  | D4 |
|---------------------------|---|----|-----|------|-----|-----|----|-----|-----|-----|----|-----|-----|----|
| OPAQUE                    | OA2   |    | OA3 |      | OA4 | OA2 |    | OA3 | OA2 | OA4 |    | OA2 | OA3 |    |
| BODY                      | A1  | A2 | A3  | A3.5 | A4  | B1  | B2 | B3  | C2  | C3  | C4 | D2  | D3  | D4 |
| ENAMEL                    | E2 (To Increase Translucency E1, To Reduce Translucency E3) |    |     |      |     |     |    |     |     |     |    |     |     |    |
| TRANSPARENT               | T   |    |     |      |     |     |    |     |     |     |    |     |     |    |

## CLEARFIL MAJESTY™ Flow

| VITA® SHADE <sup>1)2)</sup> | A1      | A2 | A3 | A3.5 | B1 | B2 | C3 | D3 | 0M2 |
|-----------------------------|---------|----|----|------|----|----|----|----|-----|
| OPAQUE                      | OA3, Cv |    |    |      |    |    |    |    | —   |
| BODY                        | A1      | A2 | A3 | A3.5 | B1 | B2 | C3 | D3 | BL2 |
| ENAMEL                      | E2      |    |    |      |    |    |    |    |     |

## CLEARFIL MAJESTY™ Esthetic / Esthetic PLT

| VITA® SHADE <sup>2)</sup> | 0M1 | 0M2 |
|---------------------------|-----|-----|
| BODY                      | BL1 | BL2 |
| ENAMEL                    | E2  |     |
| TRANSPARENT               | T   |     |

## CLEARFIL MAJESTY™ Posterior / Posterior PLT

| VITA® SHADE <sup>1)</sup> | A1                             | A2 | A3 | B2 |
|---------------------------|--------------------------------|----|----|----|
| BODY                      | A1                             | A2 | A3 | B2 |
| ENAMEL                    | E2 (To Reduce Translucency E3) |    |    |    |

VITA® SHADE:

- 1) VITA® Classical Shade Guide
- 2) VITA Bleached Guide®

CLEARFIL and CLEARFIL MAJESTY are registered trademarks of KURARAY CO.,LTD  
 VITA is a registered trademark of VITA Zahnfabrik H. Rauter GmbH & Co. KG